



TORQUE CONTROL

TORQUE WRENCHES.....138



PRE-SET TORQUE WRENCHES.....139



TORQUE MULTIPLIERS.....139



CLASSIC TORQUE WRENCHES.....141




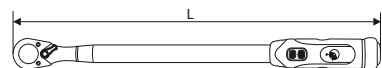
TORQUE CONTROL

TORQUE WRENCHES

TORQUE WRENCHES

- ISO 6789
- Accuracy: +/- 4%.
- Comfortable grip.
- Direct torque value reading.
- Fast and easy setting.
- Proven lifetime.
- Supplied with calibration certificate.

	□	N.m	L mm	Weight g	☒	EAN
E100105	1/4"	5 - 25	323	760	1	3258951001059
E100106	3/8"	10 - 50	400	988	1	3258951001066
E100107	1/2"	20 - 100	400	988	1	3258951001073
E100108	1/2"	40 - 200	517	1360	1	3258951001080
E100109	1/2"	60 - 340	620	1730	1	3258951001097
E100110	3/4"	150 - 750	1200	5850	1	3258951001103



RATCHET REPAIR KITS

- E100501: for 1/4" torque wrench E100105.
- E100502: for 3/8" torque wrench E100106.
- E100503: for 1/2" torque wrenches E100108, E100111, E100112 and E100113.
- E100504: for 3/4" torque wrench E100110.
- E100505: for 1/2" torque wrench E100107.
- E100506: for 1/2" torque wrench E100109.

	☒	EAN
E100501	1	3258951005019
E100502	1	3258951005026
E100503	1	3258951005026
E100504	1	3258951005026
*E100505	1	3258951005040
*E100506	1	3258951005040

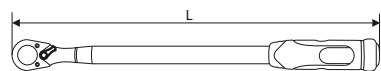
NEW*



PRE-SET TORQUE WRENCHES

- ISO 6789
- Accuracy +/- 4%.
- Pre-set torque.
- Colour code for easy identification.
- Proven lifetime.
- Supplied in plastic case with calibration certificate.

	□	N.m	L mm	Weight g	☒	EAN
E100111	1/2"	90	503	1430	1	3258951001110
E100112	1/2"	110	503	1430	1	3258951001127
E100113	1/2"	120	503	1430	1	3258951001134



TORQUE MULTIPLIERS

TORQUE MULTIPLIERS

- Powerful tightening and untightening.
- Breakaway safety adaptor.
- A straight reaction arm.
- Reaction arm at 90°.

	□	Ratio	in N.m	Out N.m	Weight g	☒	EAN
E100103	1/2" x 3/4"	6.5	231	1500	6200	1	3258951001035
E100104	1/2" x 1"	12	208	2500	8600	1	3258951001042



BREAKAWAY SAFETY ADAPTER

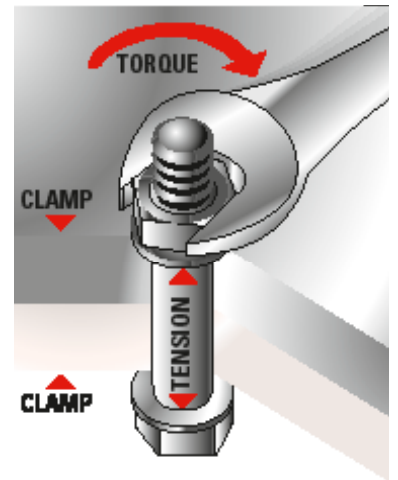
	N.m	Weight g	☒	EAN
E100203	1500	70	1	3258951002032
E100204	2500	70	1	3258951002049



TORQUE CONTROL

TORQUE WRENCHES - THE ESSENTIAL HAND TOOL

The torque wrench is an essential hand tool that is now fundamental in all garages and workshops. The Britool torque wrench range has been carefully designed to provide a range of solutions to meet the needs of the torque-tightening user.



What is Torque ?

- Torque is a turning or twisting force, the result of a force applied at a given distance about a known centre
- It is recorded in units of force x distance

**i.e. Nm = Newtons (force) x metres (distance) or
lbf/ft = lbf (force) x feet (distance) (1 Newton = 1kg m/s²)**


Classic Mechanical Torque Wrenches

The Britool Classic torque wrench has won a reputation for reliability and quality established over 50 years. The unique mechanism has distinct advantages which ensure it remains a firm favourite with users worldwide.

Unique 3-phase Mechanism

A progressive torque build-up to the selected setting is easily detected by three clear signals:

- 1 SIGHT** see the mechanism progressively move towards the point of break as the load is applied
- 2 TOUCH** feel the point of torque
- 3 SOUND** unmistakable CLICK
This makes it ideal for use in noisy environments



ACCESSIBILITY
Compact design ideal for restricted access.

DURABILITY
Proven to be one of the most robust products in the market, the first choice for arduous conditions.

ACCURACY
Exceeds requirements of ISO 6789.

SCALE
Multiple scales - Nm, kg.m, lbf.in and lbf.ft are branded into steel tube, giving readability for the life of the product.


FLEXIBILITY
Push-through square drive for left and right hand operation.

SETTING
Retractable adjuster knob cannot be altered by accident.

SERVICE
Fully repairable with dedicated service kits.

Classic Mechanical Torque Wrench – Non-Length Dependant

Unlike most other torque wrenches, the mechanism pivots around the square drive. This gives the major advantage in that the torque wrench is not length dependant. As a result there is no variation to the application of the preset torque value, no matter where the handle is grasped.



CLASSIC TORQUE WRENCHES

TORQUE WRENCH

Length independent mechanism

Push through reversible mechanism

Retractable adjustment mechanism avoids accidental adjustment

Accurate to $\pm 4\%$

Complies with ISO 6789

Supplied in sturdy plastic storage case

	Range	Size	L (mm)	EAN
AVT100A	2.5-11Nm	3/8"	318	5024344005120
AVT300A	5-33Nm	3/8"	422	5024344005137
AVT600	12-68Nm	3/8"	476	5024344005144
EVT600A	12-68Nm	1/2"	476	5024344009111
EVT1200A	25-135Nm	1/2"	546	5024344009074
EVT2000A	50-225Nm	1/2"	597	5024344009081
EVT3000A	70-330Nm	1/2"	825	5024344009104
HVT5000	140-560Nm	3/4"	1130	5024344934406
HVT7200	200-810Nm	3/4"	1181	5024344010902
GVT8400	480-940Nm	1"	1397	5024344009678



Classic Torque Wrench Ranges

Ref.	Square drive	N.m															
		2.5	5	10	20	33	50	70	100	135	200	225	300	330	480	720	940
AVT100A	3/8	█	█														
AVT300A			█	█	█												
AVT600				█	█	█											
EVT600A	1/2			█	█	█											
EVT1200A					█	█	█										
EVT2000A						█	█	█									
EVT3000A							█	█	█								
HVT5000	3/4									█	█	█					
HVT7200												█	█	█			
GVT8400	1															█	█



Scale Divisions

Series	N.m	Kg.m	lbf.in	lbf.ft
100	0.5	0.1	10.0	1.0
300	1.0	0.1	10.0	1.0
600	2.0	0.2	20.0	2.0
1200	5.0	1.0	50.0	2.0
2000	5.0	1.0	50.0	2.0
3000	10.0	1.0	100.0	10.0
5000	10.0	-	100.0	10.0
8400	10.0	-	-	10.0



A and E series adjustable torque wrenches are supplied in a sturdy plastic storage case.