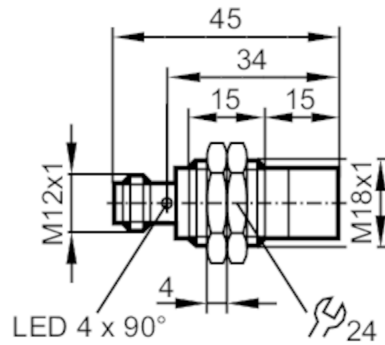


IGS280



Inductive sensor

IGB3015-BPKG/K1/US-104



Product characteristics

Electrical design		PNP
Output function		normally open
Sensing range	[mm]	15
Housing		Threaded type
Dimensions	[mm]	M18 x 1 / L = 45

Application

System		gold-plated contacts; Increased sensing range; correction factor = 1; Magnetic-field immune
Application		Suitable for industrial, mobile, cooling and lubricating applications; Industrial applications
Magnetic-field immune		yes
Max. electromagnetic field immunity	[mT]	300

Electrical data

Operating voltage	[V]	10...30 DC
Current consumption	[mA]	< 20
Protection class		III
Reverse polarity protection		yes

Outputs

Electrical design		PNP
Output function		normally open
Max. voltage drop switching output DC	[V]	2.5
Permanent current rating of switching output DC	[mA]	100
Switching frequency DC	[Hz]	2000
Short-circuit protection		yes
Overload protection		yes

Monitoring range

Sensing range	[mm]	15
Real sensing range Sr	[mm]	15 ± 10 %
Operating distance	[mm]	0...12.15
Increased sensing range		yes

IGS280



Inductive sensor

IGB3015-BPKG/K1/US-104

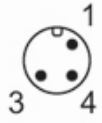
Accuracy / deviations		
Correction factor	steel: 1 / stainless steel: 1 / brass: 1 / aluminum: 1 / copper: 1	
Hysteresis [% of Sr]	3...15	
Switch-point drift [% of Sr]	-10...10	
Correction factor = 1	yes	
Operating conditions		
Ambient temperature [°C]	-40...85	
Protection	IP 65; IP 66; IP 67; IP 68; IP 69K	
Tests / approvals		
EMC	EN 61000-4-2 ESD	4 kV CD / 8 kV AD
	EN 61000-4-3 HF radiated	10 V/m
	EN 61000-4-4 Burst	2 kV
	EN 61000-4-6 HF conducted	10 V
	EN 55011	class B
Vibration resistance	EN 60068-2-6 Fc	20 g 11 ms half-sine; 3 shocks each in every direction of the 3 coordinate axes
Shock resistance	EN 60068-2-27 Ea	100 g 11 ms half-sine; 3 shocks each in every direction of the 3 coordinate axes
Continuous shock resistance	EN 60068-2-27	40 g 6 ms; 4000 shocks each in every direction of the 3 coordinate axes
Fast temperature changes	EN 60068-2-14 Na	TA = -40 °C; TB = 85 °C; t1 = 30 min; t2 = < 10 s; 50 cycles
Salt spray test	EN 60068-2-52 Kb	severity level 5 (4 test cycles)
MTTF [years]	465	
Embedded software included	yes	
UL approval	Ta	-25...70 °C
	Enclosure type	Type 1
	voltage supply	Limited Voltage/Current
	UL approval number	A005
	File number UL	E174191
Mechanical data		
Weight [g]	37.8	
Housing	Threaded type	
Mounting	non-flush mountable	
Dimensions [mm]	M18 x 1 / L = 45	
Thread designation	M18 x 1	
Material	brass white bronze coated; sensing face: LCP white; LED window: PEI; lock nuts: brass white bronze coated	
Displays / operating elements		
Display	Switching status	4 x LED, yellow
Accessories		
Items supplied	lock nuts: 2	
Remarks		
Pack quantity	1 pcs.	
Electrical connection - plug		
Connector: 1 x M12; coding: A; Contacts: gold-plated		

IGS280

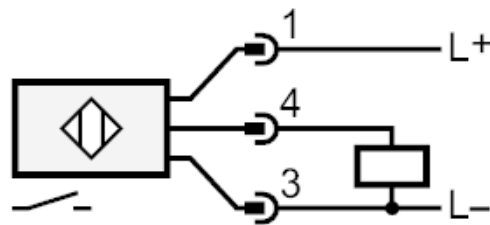


Inductive sensor

IGB3015-BPKG/K1/US-104



Connection



Diagrams and graphs

Installation

