

Serie DS



Serie PK



Serie TE



Serie TG




Serie PE



Serie PG



Serie PS



Serie PU



Serie VU



WICKE-TOPTHANE®

WICKE-TOPTHANE®
Räder und Lenkrollen mit
Polyurethan bereiften
Rädern Type DS, 96 Shore A

WICKE-TOPTHANE®
Wheels and swivel castors with
injected Polyurethane tyred
wheels type DS, 96 Shore A

WICKE-TOPTHANE®
Roues et roulettes pivotantes à
bandages Polyurethane injectés
type DS, 96 Shore A



Serie DS



Serie DS R

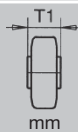
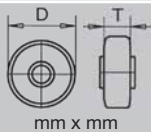


Serie DS R-FSTF

- Lenkgabel aus Stahlblech, verzinkt
- Schwenklager mit zweifachem Kugelkranz
- Radachse verschraubt
- Beständig von -10°C bis +80°C
- Option:
- Zapfenbefestigung

- Pressed steel fork assembly, zinc-plated
- Swivel head with double ball race
- Wheel axle bolted
- Resistant to working temp. from -10°C to +80°C
- Option:
- Stem fitting

- Chape en tôle d'acier emboutie, zinguée
- Double rangée de billes
- Axe de roue boulonné
- Résistantes aux température de -10°C à +80°C
- Option:
- Fixation à tige



Artikelbezeichnung
Code-No.
Référence-No.

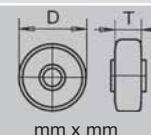
Teile-Nr.
Identity-No.
No. d'identification

Räder

Wheels

Roues

mm x mm	mm	mm	kg		Artikelbezeichnung Code-No. Référence-No.	Teile-Nr. Identity-No. No. d'identification
80 x 30	12	40	150		DS 80/30/1 R	159282
100 x 30	12	40	150		DS 100/30/1 R	153418
125 x 32	15	50	300		DS 125/32/2 R	153415
125 x 40	15	50	300		DS 125/40/2 R	159480
150 x 45	20	60	350		DS 150/45/4 R	153384
160 x 45	20	60	400		DS 160/45/4 R	159279
200 x 50	20	60	500		DS 200/50/4 R DS 200/50/4 K	159276 161869



Artikelbezeichnung
Code-No.
Référence-No.

Teile-Nr. Ident-No. No. d'identification



Lenkrollen mit Rückenloch

Swivel castors with bolt hole

Roulettes pivotantes à œil

mm x mm	mm	mm	mm	mm	mm	kg		Artikelbezeichnung Code-No. Référence-No.	Teile-Nr. Ident-No.	No. d'identification
80 x 30	13,0	69	99	36	150			DS R 01/80/30 R	165124N	165125N
100 x 30	12,0	69	124	38	150			DS R 02/100/30 R	155402N	155403N
100 x 30	13,0	69	127	36	150			DS R 02/100/30 R-V	155404	-
100 x 30	12,5	74	127	40	150			DS R 02/100/30 R-VV	183557	183558
125 x 32	12,0	69	154	38	150			DS RR 03/125/32 R	155405N	155406N
125 x 32	13,0	69	154	40	180			DS RR 03/125/32 R-V	155407	-
125 x 40	12,5	74	155	40	250			DS RR 03/125/40 R-VV	183559	183560N
150 x 45	16,7	88	185	52	350			DS R 1/150/45 R	155408N	155409N
160 x 45	16,7	88	190	52	350			DS R 1/160/45 R	161772N	161773N
200 x 50	16,7	88	235	54	350			DS R 4/200/50 R DS R 4/200/50 K	161774N 161870N	161775N 161871N

WICKE-TOPTHANE®
Lenkrollen mit
Polyurethan bereiften
Rädern Type DS

WICKE-TOPTHANE®
Wheels and swivel castors with
injected Polyurethane tyres
wheels type DS

WICKE-TOPTHANE®
Roulettes pivotantes avec roues à
bandages Polyurethane injectés
type DS



Serie DS L



Serie DS L-FSTR



Serie DS L-FSTF

- Lenkgabel aus Stahlblech, glanzverzinkt
- Schwenklager mit zweifachem Kugelkranz und Abdichtung der oberen Kugelbahn
- Radachse verschraubt
- Optionen:
- Fadenschutz ...-FA
- Richtungsfeststeller ...-RFST 1 x 360°

- Pressed steel fork assembly, zinc-plated
- Swivel head with double ball race and sealing
- Wheel axle bolted
- Options:
- Thread guard ...-FA
- Directional lock ...-RFST 1 x 360°

- Chape, en tôle d'acier emboutie, zinguée
- Double rangée de billes avec joint de protection
- Axe de roue boulonné
- Options:
- Pare-fils ...-FA
- Frein directionnel ...-RFST 1 x 360°



Lenkrollen			Swivel castors				Roulettes pivotantes						
D	T	A	B	b1	b	a	G1	F	kg	Artikelbezeichnung Code-No. Référence-No.	Teile-Nr. Ident-No. No.d'identification		
mm x mm	mm	mm	mm	mm	mm	mm	mm	mm	kg		FSTR	FSTF	
80 x 30	105 x 80	80/76	x 60	9	100	36	150	≡	DS L 01/80/30 R	142275N	147001	152899N	
100 x 30	105 x 80	80/76	x 60	9	125	38	150	≡	DS L 02/100/30 R	155385N	155386	155387N	
100 x 30	105 x 80	80/76	x 60	9	128	36	150	≡	DS L 02/100/30 R-V	155388	155389	-	
100 x 30	105 x 80	80/76	x 60	9	128	36	150	≡	DS L 02/100/30 R-V	155388	155389	-	
100 x 30	105 x 80	80/76	x 60	9	128	40	150	≡	DS L 02/100/30 R-VV	181444	-	181445	
100 x 30	135 x 110	105 x 75/80		11	128	45	150	≡	DS L 014/100/30 R	142278	147004	169725	
125 x 32	105 x 80	80/76	x 60	9	155	38	200	≡	DS LL 03/125/32 R	155390N	155391	155392N	
125 x 32	105 x 80	80/76	x 60	9	155	40	300	≡	DS LL 03/125/32 R-V	155393	155394	-	
125 x 32	105 x 80	80/76	x 60	9	155	40	300	≡	DS LL 03/125/32 R-VV	181446	-	181447	
125 x 40	105 x 80	80/76	x 60	9	155	36	200	≡	DS LL 03/125/40 R	161872N	161873	161874N	
125 x 40	105 x 80	80/76	x 60	9	155	40	250	≡	DS LL 03/125/40 R-VV	181448	-	181449	
125 x 40	135 x 110	105 x 75/80		11	155	48	250	≡	DS L 015/125/40 R	165015	165016	169726	
150 x 45	135 x 110	105 x 75/80		11	185	52	350	≡	DS L 1/150/45 R	155395N	155396	155397N	
150 x 45	135 x 110	105 x 75/80		11	195	56	350	≡	DS L 1/150/45 R-VV	181450	-	181451	
160 x 45	135 x 110	105 x 75/80		11	190	52	350	≡	DS L 1/160/45 R	161819N	161820	161821N	
160 x 45	135 x 110	105 x 75/80		11	200	56	400	≡	DS L 1/160/45 R-VV	181452	-	181453	
200 x 50	135 x 110	105 x 75/80		11	235	54	350	≡	DS L 4/200/50 R	142284N	147008	161822N	
200 x 50	135 x 110	105 x 75/80		11	235	54	350	≡	DS L 4/200/50 K	142285N	147009	161875N	
200 x 50	135 x 110	105 x 75/80		11	245	56	500	≡	DS L 8/200/50 R-VV	181454	-	181455	
200 x 50	135 x 110	105 x 75/80		11	245	56	500	≡	DS L 8/200/50 K-VV	181456	-	181457	

WICKE-TOPTHANE®
Bockrollen mit
Polyurethan bereiften
Rädern Type DS

WICKE-TOPTHANE®
Fixed castors with
injected Polyurethane tyres
wheels type DS

WICKE-TOPTHANE®
Roulettes fixes avec roues à
bandages Polyurethane injectés
type DS



Serie DS B

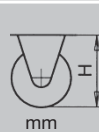
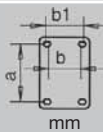
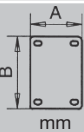
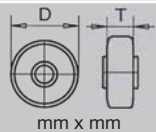


Serie DS B-FA

- Lenkgabel aus Stahlblech, glanzverzinkt
- Radachse verschraubt
- Option:
- Fadenschutz ...-FA

- Pressed steel fork assembly, zink-plated
- Wheel axle bolted
- Option:
- Thread guard ...-FA

- Chape, en tôle d'acier emboutie, zinguée
- Axe de roue boulonné
- Option:
- Pare-fils ...-FA





















Artikelbezeichnung
Code-No.
Référence-No.

Teile-Nr.
Identity-No.
No. d'identification

Bockrollen

Fixed castors

Roulettes fixes

mm x mm	mm	mm	mm	mm	kg			
80 x 30	102 x 87	80/76 x 60	9	100	150		DS B 01/80/30 R	142286
100 x 30	102 x 87	80/76 x 60	9	125	150		DS B 02/100/30 R	155398
100 x 30	100 x 87	80/76 x 60	9	128	150		DS B 02/100/30 R-V	155399
100 x 30	102 x 90	80/76 x 60	9	128	150		DS B 02/100/30 R-VV	181397
100 x 30	135 x 114	105 x 75/80	11	128	150		DS B 014/100/30 R	142289
125 x 32	102 x 87	80/76 x 60	9	155	300		DS BB 03/125/32 R	155400
125 x 32	102 x 90	80/76 x 60	9	155	300		DS BB 03/125/32 R-VV	181398
125 x 40	102 x 87	80/76 x 60	9	155	250		DS BB 03/125/40 R	161876
125 x 40	102 x 90	80/76 x 60	9	155	250		DS BB 03/125/40 R-VV	181399
125 x 40	135 x 114	105 x 75/80	11	155	250		DS B 015/125/40 R	165017
150 x 45	135 x 114	105 x 75/80	11	185	350		DS B 1/150/45 R	155401
150 x 45	135 x 114	105 x 75/80	11	195	350		DS B 1/150/45 R-VV	181400
160 x 45	135 x 114	105 x 75/80	11	190	350		DS B 1/160/45 R	161823
160 x 45	135 x 114	105 x 75/80	11	200	400		DS B 1/160/45 R-VV	181401
200 x 50	135 x 114	105 x 75/80	11	235	350		DS B 4/200/50 R	142295
200 x 50	135 x 114	105 x 75/80	11	235	350		DS B 4/200/50 K	142296
200 x 50	135 x 114	105 x 75/80	11	245	500		DS B 8/200/50 R-VV	181402
200 x 50	135 x 114	105 x 75/80	11	245	500		DS B 8/200/50 K-VV	181403

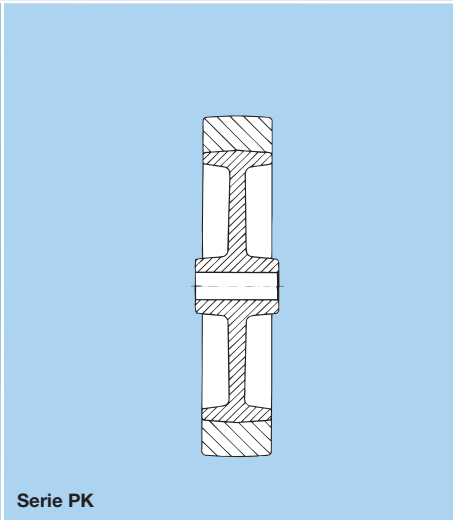
WICKE-TOPTHANE®
Räder aus Polyamid
mit Polyurethan Bereifung
92 Shore A

WICKE-TOPTHANE®
tyred Polyamide wheels
with Polyurethane tyre
92 Shore A

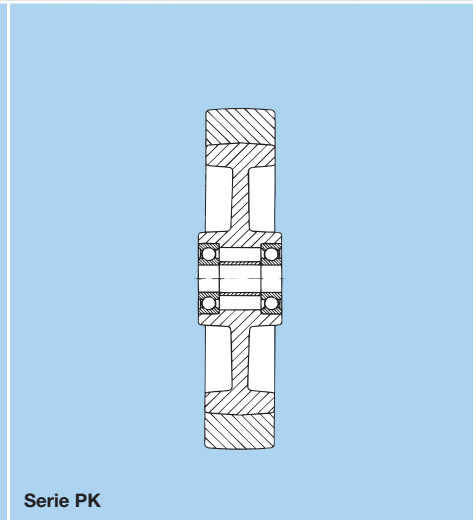
WICKE-TOPTHANE®
Roues en Polyamide
à bandages Polyurethane
92 Shore A



Serie PK



Serie PK

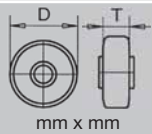


Serie PK

- Geräuscharmer Lauf
- Bruchsicher bei hoher Belastung
- Weitgehend beständig gegen Salzwasser, Laugen und Säuren

- Quiet running performance
- High load capacity
- Relative resistant to many aggressive conditions (acids, caustic solutions)

- Roulement silencieux
- Incassable même sous charges lourdes
- Très résistante à l'eau saline, détergents et acides



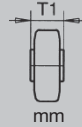
mm x mm



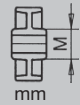
mm



mm



mm



mm



kg



Artikelbezeichnung
Code-No.
Référence-No.

Teile-Nr.
Identity-No.
No. d'identification

100 x 35

80

12

40

25

150



PK 100/35/1 G
PK 100/35/1 R

128220
128221

125 x 38

100

12

40

28

200



PK 125/38/1 G
PK 125/38/1 R

128222
128223

150 x 38

125

15

50

34

300



PK 150/38/2 G
PK 150/38/2 R

128224
128225

200 x 48

175

20

60

38

500



PK 200/48/4 G
PK 200/48/4 R
PK 200/48/4 K

128226
128307
128227

250 x 50

200

20

60

40

550



PK 250/50/4 G
PK 250/50/4 R
PK 250/50/4 K

128228
128229
128230

300 x 58

250

25

75

78

700



PK 300/58/5 K

126862

WICKE-TOPTHANE®
Lenkrollen
Rad Type PK

WICKE-TOPTHANE®
Swivel castors
wheel type PK

WICKE-TOPTHANE®
Roulettes pivotantes
roue type PK



Serie PK R



Serie PK R-FSTF

- Gabel aus Stahlblech, verzinkt
- Schwenklager mit zweifachem Kugelkranz
- Radachse verschraubt
- Optionen:
- Fadenschutz ...-FA
- Zapfenbefestigung

- Pressed steel, zinc-plated fork, swivel head with double ball race
- Wheel axle bolted
- Options:
- Thread guard ...-FA
- Stem fitting

- Chape en tôle d'acier emboutie, zinguée, tête de pivotement avec double rangée de billes
- Axe de roue vissé
- Options:
- Pare-fils ...-FA
- Fixation à tige



Bockrollen		Fixed castors					Roulettes fixes				
D	T	mm	mm	mm	mm	kg	Icon	Artikelbezeichnung Code-No. Référence-No.	Teile-Nr.	Ident-No.	No.d'identification
100 x 35	12,0	69	124	38	150	≡	PK R 02/100/35 G	155226N	155227N		
					150	≡	PK R 02/100/35 R	155228N	155229N		
100 x 35	13,0	69	127	36	150	≡	PK R 02/100/35 G-V	155230	-		
					150	≡	PK R 02/100/35 R-V	155231	-		
100 x 35	12,5	74	127	40	150	≡	PK R 02/100/35 R-VV	183533	183534		
125 x 38	12,0	69	154	38	150	≡	PK RR 03/125/38 G	155232N	155233N		
					150	≡	PK RR 03/125/38 R	155234N	155235N		
125 x 38	13,0	69	154	40	180	≡	PK RR 03/125/38 G-V	155236	-		
					180	≡	PK RR 03/125/38 R-V	155237	-		
125 x 38	12,5	74	155	40	200	≡	PK RR 03/125/38 R-VV	183535	183536		
150 x 38	16,7	88	185	52	300	≡	PK R 1/150/38 G	161776N	161777N		
					300	≡	PK R 1/150/38 R	161778N	161779N		
200 x 50	16,7	88	235	54	350	≡	PK R 4/200/50 G	161780N	161781N		
					350	≡	PK R 4/200/50 R	161782N	161783N		
					350	≡	PK R 4/200/50 K	161877N	161878N		

WICKE-TOPHTANE®
Lenkrollen
Rad Type PK

WICKE-TOPHTANE®
Swivel castors
wheel type PK

WICKE-TOPHTANE®
Roulettes pivotantes
roue type PK



Serie PK L



Serie PK L-FSTR



Serie PK L-FSTF

- Gabel aus Stahlblech, verzinkt, Schwenklager mit zweifachem Kugelkranz und Abdichtung
- Radachse verschraubt
- Optionen:
- Fadenschutz ...-FA
- Richtungsfeststeller ...-RFST 1 x 360°

- Pressed steel, zinc-plated fork, swivel head with double ball race and sealing
- Wheel axle bolted
- Options:
- Thread guard ...-FA
- Directional lock ...-RFST 1 x 360°

- Chape en tôle d'acier emboutie, zinguée, tête de pivotement avec double rangée de billes et joint
- Axe de roue vissé
- Options:
- Pare-fils ...-FA
- Frein directionnel ...-RFST 1 x 360°

D		T	A	b1	b	G1	F	H	kg	Artikelbezeichnung Code-No. Référence-No.	Teile-Nr. Ident.-No. No.d'identification		
mm x mm		mm	mm	mm	mm	mm	mm	mm			FSTR	FSTF	
100 x 35	105 x 80	$\frac{80}{76}$ x 60	9	125	38	150	PK L 02/100/35 G PK L 02/100/35 R	138240N 138241N	133130 132905	149644N 155071N			
100 x 35	105 x 80	$\frac{80}{76}$ x 60	9	128	40	150	PK L 02/100/35 G-VV PK L 02/100/35 G	181426 181428	- -	181427 181429			
100 x 35	135 x 110	105 x $\frac{75}{80}$	11	128	45	150	PK L 014/100/35 G PK L 014/100/35 R	138242 138243	134154 139016	169727 169728			
125 x 38	105 x 80	$\frac{80}{76}$ x 60	9	155	38	200	PK LL 03/125/38 G PK LL 03/125/38 R	138244N 138245N	148080 133557	154019N 155072N			
125 x 38	105 x 80	$\frac{80}{76}$ x 60	9	155	40	200	PK LL 03/125/38 G-VV PK LL 03/125/38 R-VV	181430 181432	- -	181431 181433			
125 x 38	135 x 110	105 x $\frac{75}{80}$	11	155	48	200	PK L 015/125/38 G PK L 015/125/38 R	161784 161786	161785 161787	169729 169730			
150 x 38	135 x 110	105 x $\frac{75}{80}$	11	185	52	300	PK L 1/150/38 G PK L 1/150/38 R	128252N 128253N	148082 148083	154020N 155079N			
150 x 38	135 x 110	105 x $\frac{75}{80}$	11	195	56	300	PK L 1/150/38 G-VV PK L 1/150/38 R-VV	181434 181436	- -	181435 181437			
200 x 48	135 x 110	105 x $\frac{75}{80}$	11	235	54	350	PK L 4/200/48 G PK L 4/200/48 R PK L 4/200/48 K	128254N 154030N 129568N	129496 155426 129565	149897N 155427N 150509N			
200 x 48	135 x 110	105 x $\frac{75}{80}$	11	245	56	450	PK L 8/200/48 G-VV PK L 8/200/48 R-VV PK L 8/200/48 K-VV	181438 181440 181442	- -	181439 181441 181443			
250 x 50	135 x 110	105 x $\frac{75}{80}$	11	290	66	400	PK L 6/250/50 G PK L 6/250/50 R PK L 6/250/50 K	128256 128257 137813	138713 133556 155080	- - -			

WICKE-TOPTHANE®
Bockrollen
Rad Type PK

WICKE-TOPTHANE®
Fixed castors
wheel type PK

WICKE-TOPTHANE®
Roulettes fixes
roue type PK



Serie PK B

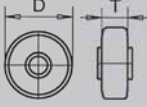
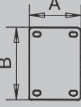
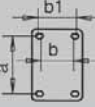
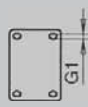
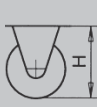















Serie PK B-FA

- Gabel aus Stahlblech, verzinkt
- Radachse verschraubt
- Option:
- Fadenschutz ...-FA

- Pressed steel, zinc-plated fork
- Wheel axle bolted
- Option:
- Thread guard ...-FA

- Chape en tôle d'acier emboutie, zinguée
- Axe de roue vissé
- Option:
- Pare-fils ...-FA

 mm x mm	 mm	 mm	 mm	 mm	 kg		Artikelbezeichnung Code-No. Référence-No.	Teile-Nr. Identity-No. No. d'identification
100 x 35	102 x 87	80/76 x 60	9	125	150		PK B 02/100/35 G PK B 02/100/35 R	128260 128261
100 x 35	102 x 90	80/76 x 60	9	128	150		PK B 02/100/35 G-VV PK B 02/100/35 R-VV	181383 181384
100 x 35	135 x 114	105 x 75/80	11	128	150		PK B 014/100/35 G PK B 014/100/35 R	128262 128263
125 x 38	102 x 87	80/76 x 60	9	155	200		PK BB 03/125/38 G PK BB 03/125/38 R	128264 128265
125 x 38	102 x 90	80/76 x 60	9	155	200		PK BB 03/125/38 G-VV PK BB 03/125/38 R-VV	181385 181386
125 x 38	135 x 114	105 x 75/80	11	155	200		PK B 015/125/38 G PK B 015/125/38 R	161788 161790
150 x 38	135 x 114	105 x 75/80	11	185	300		PK B 1/150/38 G PK B 1/150/38 R	128272 128273
150 x 38	135 x 114	105 x 75/80	11	195	300		PK B 1/150/38 G-VV PK B 1/150/38 R-VV	181387 181388
200 x 48	135 x 114	150 x 75/80	11	235	350		PK B 4/200/48 G PK B 4/200/48 R PK B 4/200/48 K	128274 154031 129567
200 x 48	135 x 114	105 x 75/80	11	245	500		PK B 8/200/48 G-VV PK B 8/200/48 R-VV PK B 8/200/48 K-VV	181389 181390 181391
250 x 50	135 x 114	105 x 75/80	11	290	400		PK BB 6/250/50 G PK BB 6/250/50 R PK BB 6/250/50 K	128276 128277 137814

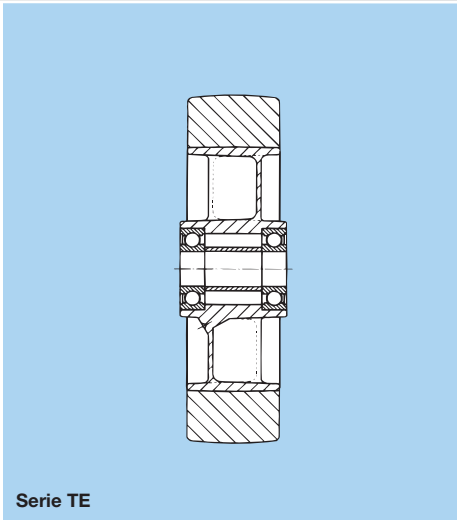
WICKE-TOPTHANE® Schwerlasträder mit Polyurethan-Bereifung und Aluminium-Felgen, 75 Shore A

WICKE-TOPTHANE® heavy duty wheels with Polyurethane tyres and aluminium rims 75 Shore A

WICKE-TOPTHANE® roues charges lourdes avec jantes en aluminium à bandages Polyurethane, 75 Shore A



Serie TE



Serie TE

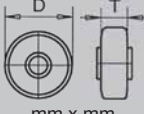


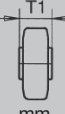




















Serie TE-FA

- Geräuscharmer Lauf
- Abriebfest
- Beständig gegen viele aggressive Medien
- Option:
- Fadenschutz ...-FA

- Quiet running performance
- Robust and resistant against abrasion
- Resistant to many aggressive conditions
- Option:
- Thread guard ...-FA

- Roulement silencieux
- Robuste et résistante à l'abrasion
- Résistante aux ambiances agressives
- Option:
- Pare-fils ...-FA

 D mm x mm	 T mm	 d mm	 T1 mm	 kg		Artikelbezeichnung Code-No. Référence-No.	Teile-Nr. Identity-No. No. d'identification
100 x 40	75	12	40	270		TE 100/40/1 K	134784
100 x 40	75	15	40	270		TE 100/40/2 K	165908
100 x 50	75	20	60	340		TE 100/50/4 K	149248
125 x 40	75	20	50	310		TE 125/40/4 K	165909
125 x 40	75	25	50	310		TE 125/40/5 K	165910
125 x 50	75	20	60	390		TE 125/50/4 K	162892
160 x 50	120	20	60	510		TE 160/50/4 K	166120
160 x 50	120	25	60	510		TE 160/50/5 K	165911
180 x 50	140	20	60	580		TE 180/50/4 K	162891
180 x 50	140	25	60	580		TE 180/50/5 K	165912
200 x 50	140	20	60	600		TE 200/50/4 K	165853
200 x 50	140	25	60	600		TE 200/50/5 K	165913
230 x 50	170	20	60	690		TE 230/50/4 K	165914
230 x 50	170	25	60	690		TE 230/50/5 K	167154
250 x 50	170	20	60	700		TE 250/50/4 K	165915
250 x 50	170	25	60	700		TE 250/50/5 K	161593

WICKE-TOPTHANE®
Stahlblech-Lenkrollen
Rad Type TE

WICKE-TOPTHANE®
Pressed steel swivel castors
with wheel type TE

WICKE-TOPTHANE®
Roulettes pivotantes en tôle
d'acier emboutie, roues type TE



Serie TE R



Serie TE R-FSTF

- Gabel aus Stahlblech, verzinkt
- Schwenklager mit zweifachem Kugelkranz
- Radachse verschraubt
- Optionen:
- Fadenschutz ...-FA
- Zapfenbefestigung

- Pressed steel fork, zinc-plated
- Double ball race swivel head
- Wheel axle bolted
- Options:
- Thread guard ...-FA
- Stem fitting

- Chape en tôle d'acier emboutie, zinguée
- Double rangée de billes
- Axe de roue boulonné
- Options:
- Pare-fils ...-FA
- Fixation à tige



Lenkrolle mit Rückenloch		Swivel castors with bolt hole					Roulettes pivotantes à œil				
D	T	mm	mm	mm	mm	kg	Icon	Artikelbezeichnung Code-No. Référence-No.	Teile-Nr. Ident-No.	No. d'identification	
100 x 40	12,0	69	124	38	150		TE R 02/100/40 K	169312N	169313N		
100 x 40	13,0	69	127	36	200		TE R 02/100/40 K-V	169314	-		
100 x 40	12,5	74	127	40	270		TE R 02/100/40 K-VV	183523	183524		
125 x 40	12,0	69	154	38	200		TE RR 03/125/40 K	169315N	169316N		
125 x 40	13,0	69	154	40	250		TE RR 03/125/40 K-V	169317	-		
125 x 40	12,5	74	155	40	300		TE RR 03/125/40 K-VV	183526	183525		
160 x 50	16,7	88	185	52	350		TE R 1/160/50 K	169318N	169319N		
180 x 50	16,7	88	205	53	350		TE R 3/180/50 K	169320N	169321N		
200 x 50	16,7	88	235	54	350		TE R 4/200/50 K	169322N	169323N		

WICKE-TOPTHANE®
Lenkrollen
Rad Type TE

WICKE-TOPTHANE®
Swivel castors with
wheel type TE

WICKE-TOPTHANE®
Roulettes pivotantes
roues type TE



Serie TE L



Serie TE L-FSTR



Serie TE L-FSTF

- Gabel aus Stahlblech, verzinkt
- Schwenklager mit zweifachem Kugelkranz und Abdichtung
- Radachse verschraubt
- Optionen:
- Fadenschutz ...-FA
- Richtungsfeststeller ...-RFST 1 x 360°

- Pressed steel, zinc-plated fork, swivel head with double ball race and sealing
- Wheel axle bolted
- Options:
- Thread guard ...-FA
- Directional lock ...-RFST 1 x 360°

- Chape en tôle d'acier emboutie, zinguée, tête de pivotement avec double rangée de billes et joint
- Axe de roue vissé
- Options:
- Pare-fils ...-FA
- Frein directionnel ...-RFST 1 x 360°



D	T	A	B	b1	b	G1	F	H	kg	Artikelbezeichnung Code-No. Référence-No.	Teile-Nr.	Ident-No.	No.d'identification
mm x mm	mm	mm	mm	mm	mm	mm	mm	mm			FSTR	FSTF	
100 x 40	105 x 80	80/76 x 60	9	125	38	150		TE L 02/100/40 K	165916N	165917	165918N		
100 x 40	105 x 80	80/76 x 60	9	128	36	200		TE L 02/100/40 K-V	165919	165920	-		
100 x 40	105 x 80	80/76 x 60	9	128	40	270		TE L 02/100/40 K-VV	181418	-	181419		
100 x 40	135 x 110	105 x 75/80	11	128	45	270		TE L 014/100/40 K	141181	165921	169731		
125 x 40	105 x 80	80/76 x 60	9	155	38	200		TE LL 03/125/40 K	165922N	165923	165924N		
125 x 40	105 x 80	80/76 x 60	9	155	40	250		TE LL 03/125/40 K-V	165925	165926	-		
125 x 40	105 x 80	80/76 x 60	9	155	40	300		TE LL 03/125/40 K-VV	181420	-	181421		
125 x 40	135 x 110	105 x 75/80	11	155	48	300		TE L 015/125/40 K	169070	169071	169732		
160 x 50	135 x 110	105 x 75/80	11	190	52	350		TE L 1/160/50 K	165936N	165937	165938N		
160 x 50	135 x 110	105 x 75/80	11	200	56	500		TE L 1/160/50 K-VV	181422	-	181423		
180 x 50	135 x 110	105 x 75/80	11	210	53	350		TE L 3/180/50 K	165939N	165940	165941N		
200 x 50	135 x 110	105 x 75/80	11	235	54	350		TE L 4/200/50 K	165942N	165943	165944N		
200 x 50	135 x 110	105 x 75/80	11	235	54	400		TE L 8/200/50 K	162450	169072	-		
200 x 50	135 x 110	105 x 75/80	11	245	56	500		TE L 8/200/50 K-VV	181424	-	181425		

WICKE-TOPTHANE®
Bockrollen
Rad Type TE

WICKE-TOPTHANE®
Fixed castors
with wheel type TE

WICKE-TOPTHANE®
Roulettes fixes
roues type TE



Serie TE B

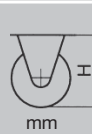

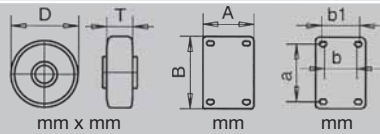


Serie TE B-FA

- Gabel aus Stahlblech, verzinkt
- Radachse verschraubt
- Option:
- Fadenschutz ...-FA














- Pressed steel fork, zinc-plated
- Wheel axle bolted
- Option:
- Thread guard ...-FA

- Chape en tôle d'acier emboutie, zinguée
- Axe de roue boulonné
- Option:
- Pare-fils ...-FA



Artikelbezeichnung
Code-No.
Référence-No.

Teile-Nr.
Identity-No.
No. d'identification

D	T	A	B	b1	b	G1	H	H	Artikelbezeichnung Code-No. Référence-No.	Teile-Nr. Identity-No. No. d'identification
mm x mm	mm	mm	mm	mm	mm	mm	mm	kg		
100 x 40	102 x 87	80/76 x 60	9	125	150		TE B 02/100/40 K	169073		
100 x 40	100 x 87	80/76 x 60	9	128	200		TE B 02/100/40 K-V	169074		
100 x 40	102 x 90	80/76 x 60	9	128	270		TE B 02/100/40 K-VV	181365		
100 x 40	135 x 114	105 x 75/80	11	128	270		TE B 014/100/40 K	141182		
125 x 40	102 x 87	80/76 x 60	9	155	200		TE BB 03/125/40 K	169075		
125 x 40	102 x 90	80/76 x 60	9	155	300		TE BB 03/125/40 K-VV	181366		
125 x 40	135 x 114	105 x 75/80	11	155	300		TE B 015/125/40 K	169077		
160 x 50	135 x 114	105 x 75/80	11	190	350		TE B 1/160/50 K	169078		
160 x 50	135 x 114	105 x 75/80	11	200	500		TE B 1/160/50 K-VV	181367		
180 x 50	135 x 114	105 x 75/80	11	210	350		TE B 3/180/50 K	169079		
200 x 50	135 x 114	105 x 75/80	11	235	350		TE B 4/200/50 K	169080		
200 x 50	135 x 114	105 x 75/80	11	235	400		TE B 8/200/50 K	162451		
200 x 50	135 x 114	105 x 75/80	11	245	500		TE B 8/200/50 K-VV	181368		

WICKE-TOPTHANE®
Verstärkte Lenk- und
Bockrollen
Rad Type TE

WICKE-TOPTHANE®
Reinforced swivel and
fixed castors
wheel type TE

WICKE-TOPTHANE®
Roulettes pivotantes et fixes
renforcées
roue type TE



Serie TE LG



Serie
TE LG-FSTR

Serie
TE LG-FSTF

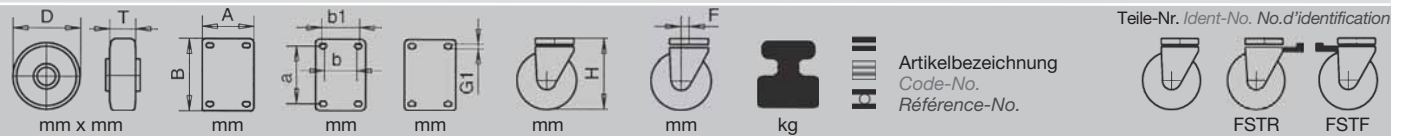


Serie TE BG

- Gabel aus Stahlblech, verzinkt
- Gehärtetes Schwenklager mit zweifachem Kugelkranz verschraubt
- Radachse verschraubt
- Option:
• Fadenschutz ...-FA

- Pressed steel fork, zinc-plated
- Hardened double ball race, bolted
- Wheel axle bolted
- Option:
• Thread guard ...-FA

- Chape en tôle d'acier emboutie, zinguée
- Double rangée de billes trempées, boulonnée
- Axe de roue boulonné
- Options:
• Pare-fils ...-FA



Lenkrollen

Swivel castors

Roulettes pivotantes

mm x mm	mm	mm	mm	mm	mm	mm	kg	Artikelbezeichnung Code-No. Référence-No.	Teile-Nr. Ident-No. No.d'identification	FSTR	FSTF
100 x 40	100 x 85	80 x 60	9	140	45	270		TE LG 02/100/40 K	204194	-	204195
125 x 40	100 x 85	80 x 60	9	165	45	310		TE LLG 03/125/40 K	204202	-	204203
125 x 50	135 x 110	105 x $\frac{75}{80}$	11	170	52	390		TE LG 1/125/50 K	183491	183492	183493
160 x 50	135 x 110	105 x $\frac{75}{80}$	11	205	52	510		TE LG 3/160/50 K	169347	169348	183494
200 x 50	135 x 110	105 x $\frac{75}{80}$	11	245	55	600		TE LG 4/200/50 K	169349	169350	183495
230 x 50	135 x 110	105 x $\frac{75}{80}$	11	287	67	690		TE LLG 6/230/50 K	169357	169358	-
250 x 50	135 x 110	105 x $\frac{75}{80}$	11	297	67	700		TE LLG 6/250/50 K	169351	169352	-

Bockrollen

Fixed castors

Roulettes fixes

mm x mm	mm	mm	mm	mm	mm	mm	kg	Artikelbezeichnung Code-No. Référence-No.	Teile-Nr. Ident-No. No.d'identification	FSTR	FSTF
100 x 40	100 x 85	$\frac{80}{76}$ x 60	9	140	-	270		TE BG 02/100/40 K	204222	-	-
125 x 40	100 x 85	$\frac{80}{76}$ x 60	9	165	-	310		TE BBG 03/125/40 K	204223	-	-
125 x 50	135 x 114	105 x $\frac{75}{80}$	11	170	-	390		TE BG 1/125/50 K	183496	-	-
160 x 50	135 x 114	105 x $\frac{75}{80}$	11	205	-	510		TE BG 3/160/50 K	169354	-	-
200 x 50	135 x 114	105 x $\frac{75}{80}$	11	245	-	600		TE BG 4/200/50 K	169355	-	-
230 x 50	135 x 114	105 x $\frac{75}{80}$	11	287	-	690		TE BBG 6/230/50 K	169359	-	-
250 x 50	135 x 114	105 x $\frac{75}{80}$	11	297	-	700		TE BBG 6/250/50 K	169356	-	-

WICKE-TOPTHANE®
Verstärkte Lenk- und
Bockrollen
Rad Type TE

WICKE-TOPTHANE®
Reinforced swivel and
fixed castors
wheel type TE

WICKE-TOPTHANE®
Roulettes pivotantes et fixes
– étanches – renforcées
roue type TE



Serie TE LV



Serie
TE LV-FSTR

Serie
TE LV-FSTF

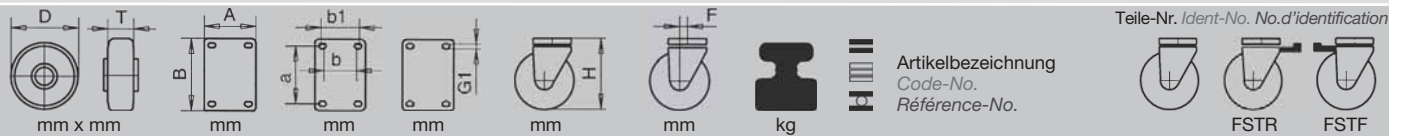


Serie TE BV

- Gabel aus Stahlblech, verzinkt
- Schwenklager ohne Zentralbolzen mit gehärtetem zweifachem Kugelkranz und Abdichtung
- Radachse verschraubt
- Optionen:
- Fadenschutz ...-FA
- Richtungsfeststeller ...-RFST 1 x 360°

- Pressed steel fork, zinc-plated
- Hardened and sealed double ball race without central king pin
- Wheel axle bolted
- Options:
- Thread guard ...-FA
- Directional lock ...-RFST 1 x 360°

- Chape en tôle d'acier emboutie, zinguée
- Double rangée de billes trempées, parfaitement étanche
- Axe de roue boulonné
- Options:
- Pare-fils ...-FA
- Frein directionnel... -RFST 1 x 360°



Lenkrollen

Swivel castors

Roulettes pivotantes

mm x mm	mm	mm	mm	mm	mm	mm	kg	Artikelbezeichnung Code-No. Référence-No.	Teile-Nr. Ident-No. No.d'identification	FSTR	FSTF
100 x 40	105 x 85	80 x $\frac{55}{60}$	9	128	40	270	TE LV 01/100/40 K	169081 169086	-		
125 x 40	135 x 110	105 x $\frac{75}{80}$	11	178	50	310	TE LV 1/125/40 K	169082 169093	183505		
125 x 50	135 x 110	105 x $\frac{75}{80}$	11	178	50	390	TE LV 1/125/50 K	169083 169185	183506		
160 x 50	135 x 110	105 x $\frac{75}{80}$	11	215	53	510	TE LV 3/160/50 K	169084 169186	183507		
180 x 50	135 x 110	105 x $\frac{75}{80}$	11	225	53	580	TE LV 3/180/50 K	169085 169187	183508		
200 x 50	135 x 110	105 x $\frac{75}{80}$	11	245	55	600	TE LV 4/200/50 K	169149 169150	183509		

Bockrollen

Fixed castors

Roulettes fixes

mm x mm	mm	mm	mm	mm	mm	mm	kg	Artikelbezeichnung Code-No. Référence-No.	Teile-Nr. Ident-No. No.d'identification	FSTR	FSTF
100 x 40	100 x 87	$\frac{80}{76}$ x 60	9	128	-	270	TE BV 01/100/40 K	169088	-	-	
125 x 40	135 x 114	105 x $\frac{75}{80}$	11	178	-	310	TE BV 1/125/40 K	169089	-	-	
125 x 50	135 x 114	105 x $\frac{75}{80}$	11	178	-	390	TE BV 1/125/50 K	169090	-	-	
160 x 50	135 x 114	105 x $\frac{75}{80}$	11	215	-	510	TE BV 3/160/50 K	169091	-	-	
180 x 50	135 x 114	105 x $\frac{75}{80}$	11	225	-	580	TE BV 3/180/50 K	169092	-	-	
200 x 50	135 x 114	105 x $\frac{75}{80}$	11	245	-	600	TE BV 4/200/50 K	169151	-	-	

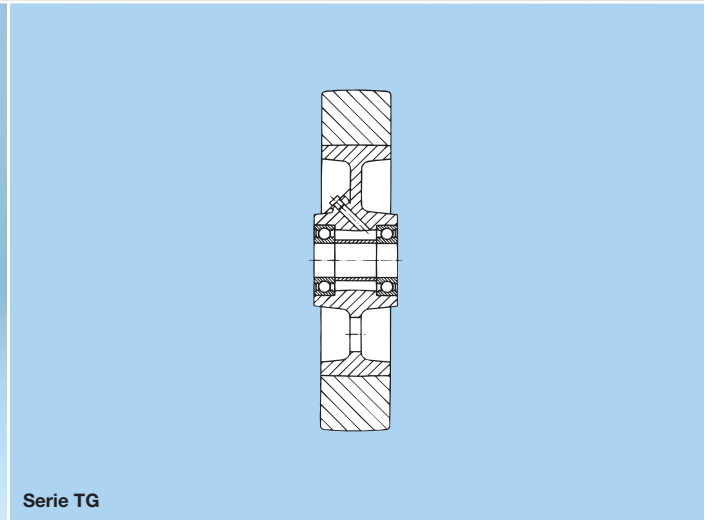
WICKE-TOPTHANE®
Schwerlasträder
mit Polyurethan-Bereifung
75 Shore A

WICKE-TOPTHANE®
Heavy duty wheels
with Polyurethane tyres
75 Shore A

WICKE-TOPTHANE®
Roues chargées lourdes à
bandage Polyuréthane
75 Shore A



Serie TG





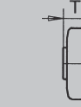












Serie TG

- Geräuscharmer Lauf
- Robust und abriebfest
- Beständig gegen viele aggressive Medien
- Serie TG = mit Gussfelge

- Quiet running performance
- Robust and resistant against abrasion
- Resistant to many aggressive conditions
- Type TG = with cast iron centre

- Roulement silencieux
- Robuste et résistante à l'abrasion
- Résistante aux ambiances agressives
- Serie TG = avec jante en fonte

 D mm x mm	 T mm	 d mm	 T1 mm	 M mm	 kg		Artikelbezeichnung Code-No. Référence-No.	Teile-Nr. Identity-No. No. d'identification
100 x 40	80	20	50	64	270		TG 100/40/4 K	143537
125 x 50	80	20	60	64	390		TG 125/50/4 K	134632
150 x 50	105	20	60	59	450		TG 150/50/4 K	143358
200 x 50	145	20	60	67	650		TG 200/50/4 K	138217
		25	60	67	650		TG 200/50/5 K	133160
250 x 50	170	25	60	67	750		TG 250/50/5 K	132322
		30	60	67	750		TG 250/50/6 K	132325
250 x 80	175	25	85	84	950		TG 250/80/5 K	125288
		30	85	84	950		TG 250/80/6 K	143539
300 x 75	225	30	75	84	1250		TG 300/75/6 K	143540

WICKE-TOPTHANE®
Schwerlast Lenk- und
Bockrollen
Rad Type TG

WICKE-TOPTHANE®
Heavy duty swivel and
fixed castors
wheel type TG

WICKE-TOPTHANE®
Roulettes pivotantes et fixes
pour charges lourdes
roue type TG



Serie TG LV



Serie
TG LV-FSTR

Serie
TG LV-FSTF

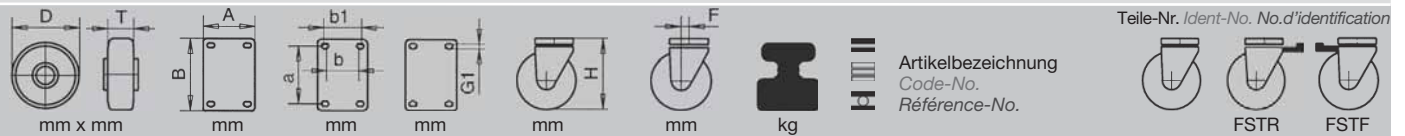






Serie TG BV





- Gabel aus Stahlblech, verzinkt
- Schwenklager ohne Zentralbolzen mit gehärtetem zweifachem Kugelkranz und Abdichtung
- Radachse verschraubt
- Optionen:
- Fadenschutz ...-FA
- Richtungsfeststeller ...-RFST 1 x 360°

- Pressed steel fork, zinc-plated
- Hardened and sealed double ball race without central king pin
- Wheel axle bolted
- Optionen:
- Thread guard ...-FA
- Directional lock ...-RFST 1 x 360°

- Chape en tôle d'acier emboutie, zinguée
- Double rangée de billes trempées, parfaitement étanche
- Axe de roue boulonné
- Optionen:
- Pare-fils ...-FA
- Frein directionnel... -RFST 1 x 360°



Lenkrollen				Swivel castors				Roulettes pivotantes				
125 x 50	135 x 110	105 x $\frac{75}{80}$	11	178	50	390		TG LV 1/125/50 K	161808	161809	183502	
150 x 50	135 x 110	105 x $\frac{75}{80}$	11	210	53	450		TG LV 3/150/50 K	161810	161811	183503	
200 x 50	135 x 110	105 x $\frac{75}{80}$	11	245	55	650		TG LV 4/200/50 K	161631	161812	183504	
250 x 50	135 x 110	105 x $\frac{75}{80}$	11	297	67	750		TG LV 64/250/50 K	161813	161814	-	

Bockrollen				Fixed castors				Roulettes fixes				
125 x 50	135 x 114	105 x $\frac{75}{80}$	11	178	-	390		TG BV 1/125/50 K	161815	-	-	
150x 50	135 x 114	105 x $\frac{75}{80}$	11	210	-	450		TG BV 3/150/50 K	161816	-	-	
200 x 50	135 x 114	105 x $\frac{75}{80}$	11	245	-	650		TG BV 4/200/50 K	161632	-	-	
250 x 50	135 x 114	105 x $\frac{75}{80}$	11	297	-	750		TG BV 64/250/50 K	161817	-	-	

WICKE-TOPTHANE®
Schwerlast Lenk- und
Bockrollen
Rad Type TG

WICKE-TOPTHANE®
Heavy duty swivel and
fixed castors
wheel type TG

WICKE-TOPTHANE®
Roulettes pivotantes et fixes
pour charges lourdes
roue type TG



Serie TG LR



Serie TG LR-FSTR



Serie TG BR

- Gabel in Stahlschweißkonstruktion, gelb chromatiert
- Gabelkopf mit gedrehten Kugelbahnen, gehärteten Lagerschalen sowie Gegendrucklager u. Abdichtung
- Mit Schmiernippel
- Lagerbolzen verschraubt und gesichert
- Radachse verschraubt

- Fork in welded steel construction, yellow chrome, swivel head with turned ball race channel, hardened, king pin with additional thrust
- Bearing bolted and secured
- With grease nipple
- Bolted wheel axle

- Chape en acier mécano-soudé, tête de pivotement avec rangée de billes trempée et roulement de pression complémentaire, zinguage jaune-chromaté
- Roulement boulonné avec écrou de sécurité parfaitement étanche
- Avec joint et graisseur
- Axe de roue boulonné



Lenkrollen		Swivel castors					Roulettes pivotantes		Teil-Nr. Ident-No. No.d'identification			
D	T	A	B	b1	b	G1	H	F	kg	Artikelbezeichnung Code-No. Référence-No.	Ident-No.	No.d'identification
125 x 50	135 x 110	105 x 75/80	11	170	40	390		TG LR 1/125/50 K	143541	155284		
150 x 50	135 x 110	105 x 75/80	11	200	46	450		TG LR 2/150/50 K	143542	155285		
200 x 50	135 x 110	105 x 75/80	11	245	55	650		TG LR 4/200/50 K	143543	155286		
250 x 50	135 x 110	105 x 75/80	11	305	72	750		TG LR 64/250/50 K	143544	155287		
250 x 80	175 x 145	140 x 105	13	305	69	950		TG LR 6/250/80 K	143545	155288		
300 x 75	175 x 145	140 x 105	13	345	74	1250		TG LR 7/300/75 K	143546	155289		
Bockrollen		Fixed castors					Roulettes fixes					
125 x 50	135 x 110	105 x 75/80	11	170	-	390		TG BR 1/125/50 K	143547	-		
150 x 50	135 x 110	105 x 75/80	11	200	-	450		TG BR 2/150/50 K	143548	-		
200 x 50	135 x 110	105 x 75/80	11	245	-	650		TG BR 4/200/50 K	143549	-		
250 x 50	135 x 110	105 x 75/80	11	305	-	750		TG BR 64/250/50 K	143550	-		
250 x 80	175 x 145	140 x 105	13	305	-	950		TG BR 6/250/80 K	143551	-		
300 x 75	175 x 145	140 x 105	13	345	-	1250		TG BR 7/300/75 K	143552	-		

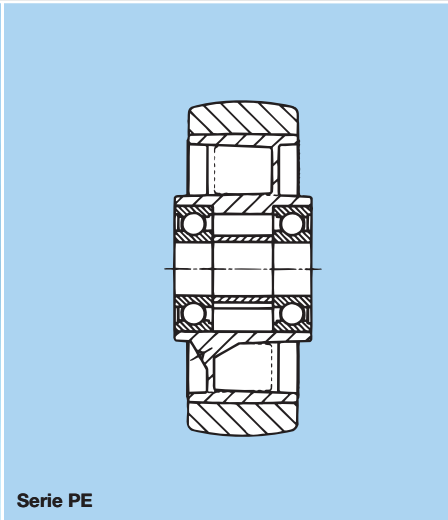
WICKE-TOPTHANE®
Schwerlasträder mit
Polyurethan Bereifung und
Aluminium-Felgen 92 Shore A

WICKE-TOPTHANE® heavy
duty wheels with Polyurethane
tyres and aluminium rims
92 Shore A

WICKE-TOPTHANE®
roues pour charges lourdes avec
jantes en aluminium à bandages
Polyurethane, 92 Shore A



Serie PE



Serie PE

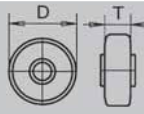


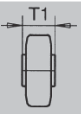

















Serie PE-FA

- Geräuscharmer Lauf
- Abriebfest und schnittfest gegen Metallspäne
- Beständig gegen viele aggressive Medien

- Quiet running performance
- Robust and resistant against abrasion as well as cuts from metal objects
- Resistant to many aggressive conditions

- Roulement silencieux
- Robuste et résistante à l'abrasion et aux copeaux
- Résistante aux ambiances agressives

 mm x mm	 mm	 mm	 mm	 kg		Artikelbezeichnung Code-No. Référence-No.	Teile-Nr. Identity-No. No. d'identification
82 x 30	70	12	40	180		PE 82/30/1 K	102057
100 x 40	75	12	40	360		PE 100/40/1 K	100865
100 x 40	75	15	40	360		PE 100/40/2 K	114398
100 x 50	75	20	60	450		PE 100/50/4 K	134812
125 x 40	100	20	50	450		PE 125/40/4 K	100866
125 x 40	100	25	50	450		PE 125/40/5 K	100867
125 x 50	75	20	60	500		PE 125/50/4 K	142378
125 x 54	110	20	60	560		PE 125/54/4 K	178697
150 x 50	120	20	60	640		PE 150/50/4 K	100868
150 x 50	120	25	60	640		PE 150/50/5 K	100936
160 x 50	140	20	60	800		PE 160/50/4 K	100869
160 x 50	140	25	60	800		PE 160/50/5 K	100870
180 x 50	140	20	60	740		PE 180/50/4 K	100895
180 x 50	140	25	60	740		PE 180/50/5 K	100871
200 x 50	170	20	60	900		PE 200/50/4 K	100891
200 x 50	170	25	60	900		PE 200/50/5 K	100872

WICKE-TOPTHANE®
Lenkrollen
Rad Type PE

WICKE-TOPTHANE®
Swivel castors with
wheel type PE

WICKE-TOPTHANE®
Roulettes pivotantes avec
roues type PE



Serie PE R

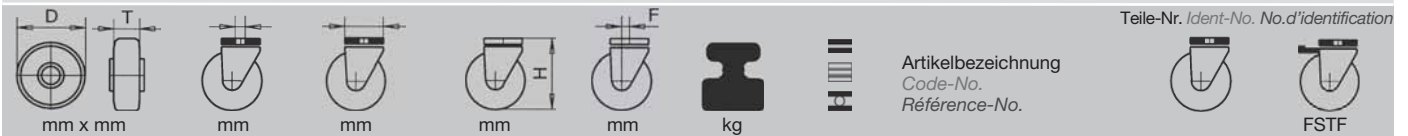


Serie PE R-FSTF

- Gabel aus Stahlblech, verzinkt
- Radachse verschraubt
- Optionen:
- Zapfenbefestigung
- Fadenschutz ...-FA

- Pressed steel fork, zinc-plated
- Wheel axle bolted
- Options:
- Thread guard ...-FA
- Stem fitting

- Chape en tôle d'acier emboutie, zinguée
- Axe de roue boulonné
- Options:
- Pare-fils ...-FA
- Fixation à tige



Lenkrollen mit Rückenloch

Swivel castors with bolt hole

Roulettes pivotantes à œil

mm x mm	mm	mm	mm	mm	kg		Artikelbezeichnung Code-No. Référence-No.	Teile-Nr. Ident-No. No.d'identification		FSTF
100 x 40	12,0	69	124	38	150		PE R 02/100/40 K	155193N	155194N	
100 x 40	13,0	69	127	36	200		PE R 02/100/40 K-V	155195	-	
100 x 40	12,5	74	127	40	280		PE R 02/100/40 K-VV	183561	183562	
125 x 40	12,0	69	154	38	150		PE RR 03/125/40 K	155196N	155197N	
125 x 40	13,0	69	154	40	200		PE RR 03/125/40 K-V	155198	-	
125 x 40	12,5	74	155	40	300		PE RR 03/125/40 K-VV	183563	183564	
150 x 50	16,7	88	185	52	350		PE R 1/150/50 K	161792N	161793N	
160 x 50	16,7	88	190	52	350		PE R 1/160/50 K	161794N	161795N	
180 x 50	16,7	88	210	53	350		PE R 3/180/50 K	161796N	161797N	
200 x 50	16,7	88	235	54	350		PE R 4/200/50 K	161798N	161799N	

WICKE-TOPHANE®
Lenkrollen
Rad Type PE

WICKE-TOPHANE®
Swivel castors
wheel type PE

WICKE-TOPHANE®
Roulettes pivotantes
roue type PE



Serie PE L



Serie PE L-FSTR



Serie PE L-FSTF

- Gabel aus Stahlblech, verzinkt
- Schwenklager mit zweifachem Kugelkranz und Abdichtung
- Radachse verschraubt
- Optionen:
- Fadenschutz ...-FA
- Richtungsfeststeller ...-RFST 1 x 360°

- Pressed steel fork, zinc-plated
- Swivel head with double ball race and sealing without central king pin
- Wheel axle bolted
- Options:
- Thread guard ...-FA
- Directional lock ...-RFST 1 x 360°

- Chape en tôle d'acier emboutie, zinguée
- Tête de pivotement avec double rangée de billes et joint
- Axe de roue vissé
- Options:
- Pare-fils ...-FA
- Frein directionnel... -RFST 1 x 360°



D	T	A	B	b1	b	G1	F	H	kg	Artikelbezeichnung Code-No. Référence-No.	Teile-Nr. Ident-No. No.d'identification		
mm x mm	mm	mm	mm	mm	mm	mm	mm	mm			FSTR	FSTF	
100 x 40	105 x 80	80/76	60	9	125	38	200	PE L 02/100/40 K	118094N	119927	155156N		
100 x 40	105 x 80	80/76	60	9	128	38	280	PE L 02/100/40 K-VV	183459	-	183460		
100 x 40	135 x 110	105 x 75/80	11	128	45	350	PE L 014/100/40 K	113068	118917	169733			
125 x 40	105 x 80	80/76	60	9	155	38	200	PE LL 03/125/40 K	155152N	155158	155159N		
125 x 40	105 x 80	80/76	60	9	155	40	300	PE LL 03/125/40 K-VV	183461	-	183462		
125 x 40	135 x 110	105 x 75/80	11	155	48	350	PE L 015/125/40 K	161800	161802	169734			
150 x 50	135 x 110	105 x 75/80	11	185	52	350	PE L 1/150/50 K	115844N	118651	155164N			
150 x 50	135 x 110	105 x 75/80	11	195	52	450	PE L 1/150/50 K-VV	183463	-	183464			
160 x 50	135 x 110	105 x 75/80	11	190	52	350	PE L 1/160/50 K	121659N	132540	155165N			
160 x 50	135 x 110	105 x 75/80	11	200	52	500	PE L 1/160/50 K-VV	183465	-	183466			
180 x 50	135 x 110	105 x 75/80	11	210	53	350	PE L 3/180/50 K	108878N	155154	155166N			
200 x 50	135 x 110	105 x 75/80	11	235	54	350	PE L 4/200/50 K	155155N	155167	155168N			
200 x 50	135 x 110	105 x 75/80	11	235	54	400	PE L 8/200/50 K	115810	118671	-			
200 x 50	135 x 110	105 x 75/80	11	245	54	500	PE L 8/200/50 K-VV	183467	-	183468			

WICKE-TOPTHANE®
Bockrollen
Rad Type PE

WICKE-TOPTHANE®
Fixed castors
wheel type PE

WICKE-TOPTHANE®
Roulettes fixes
roue type PE



Serie PE B

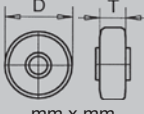
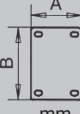
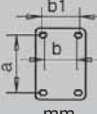

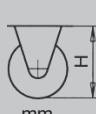
















- Gabel aus Stahlblech, verzinkt
- Radachse verschraubt
- Option:
- Fadenschutz ...-FA



Serie PE B-FA

- Pressed steel fork, zinc-plated
- Wheel axle bolted
- Option:
- Thread guard ...-FA

- Chape en tôle d'acier emboutie, zinguée
- Axe de roue boulonné
- Option:
- Pare-fils ...-FA

 D mm x mm	 A mm	 b1 mm	 G1 mm	 H mm	 kg		Artikelbezeichnung Code-No. Référence-No.	Teile-Nr. Identity-No. No. d'identification
100 x 40	102 x 87	$\frac{80}{76}$ x 60	9	125	200		PE B 02/100/40 K	140772
100 x 40	102 x 90	$\frac{80}{76}$ x 60	9	128	280		PE B 02/100/40 K-VV	181360
100 x 40	135 x 114	$105 \times \frac{75}{80}$	11	128	350		PE B 014/100/40 K	117097
125 x 40	102 x 87	$\frac{80}{76}$ x 60	9	155	200		PE BB 03/125/40 K	155456
125 x 40	102 x 90	$\frac{80}{76}$ x 60	9	155	300		PE BB 03/125/40 K-VV	181361
125 x 40	135 x 114	$105 \times \frac{75}{80}$	11	155	350		PE B 015/125/40 K	161801
150 x 50	135 x 114	$105 \times \frac{75}{80}$	11	185	350		PE B 1/150/50 K	117098
150 x 50	135 x 114	$105 \times \frac{75}{80}$	11	195	450		PE B 1/150/50 K-VV	181362
160 x 50	135 x 114	$105 \times \frac{75}{80}$	11	190	350		PE B 1/160/50 K	118640
160 x 50	135 x 114	$105 \times \frac{75}{80}$	11	200	500		PE B 1/160/50 K-VV	181363
180 x 50	135 x 114	$105 \times \frac{75}{80}$	11	210	350		PE B 3/180/50 K	155179
200 x 50	135 x 114	$105 \times \frac{75}{80}$	11	235	350		PE B 4/200/50 K	155180
200 x 50	135 x 114	$105 \times \frac{75}{80}$	11	235	400		PE B 8/200/50 K	118669
200 x 50	135 x 114	$105 \times \frac{75}{80}$	11	245	500		PE B 8/200/50 K-VV	181364

WICKE-TOPTHANE®
Verstärkte Lenk- und
Bockrollen
Rad Type PE

WICKE-TOPTHANE®
Reinforced swivel and
fixed castors
wheel type PE

WICKE-TOPTHANE®
Roulettes pivotantes et fixes
étanches renforcées
roue type PE



Serie PE LG



Serie
PE LG-FSTR

Serie
PE LG-FSTF

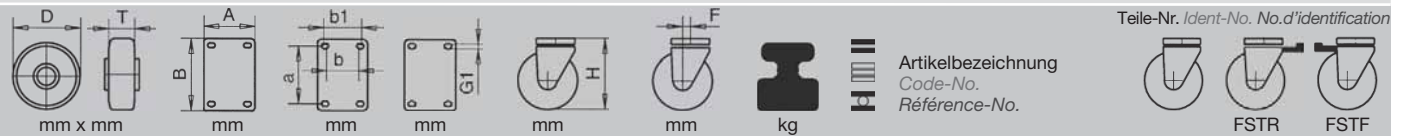


Serie PE BG

- Gabel aus Stahlblech, verzinkt
- Gehärtetes Schwenklager mit zweifachem Kugelkranz verschraubt
- Radachse verschraubt
- Option:
- Fadenschutz ...-FA

- Pressed steel fork, zinc-plated
- Hardened double ball race, bolted
- Wheel axle bolted
- Option:
- Thread guard ...-FA

- Chape en tôle d'acier emboutie, zinguée
- Double rangée de billes trempées, boulonnée
- Axe de roue boulonné
- Option:
- Pare-fils ...-FA



Lenkrollen		Swivel castors					Roulettes pivotantes						
D	T	A	B	b1	b	G1	F	H	kg	Artikelbezeichnung Code-No. Référence-No.	Teile-Nr.	Ident-No.	No. d'identification
mm x mm	mm	mm	mm	mm	mm	mm	mm	mm	kg		FSTR	FSTF	
100 x 40	100 x 85	80 x 60	9	140	45	360		PE LG 02/100/40 K	204196	-	204197		
125 x 40	100 x 85	80 x 60	9	165	45	450		PE LLG 03/125/40 K	204204	-	204205		
125 x 54	135 x 110	105 x $\frac{75}{80}$	11	170	52	560		PE LG 1/125/54 K	183469	183470	183471		
150 x 50	135 x 110	105 x $\frac{75}{80}$	11	200	52	450		PE LG 3/150/50 K	169097	169098	183472		
160 x 50	135 x 110	105 x $\frac{75}{80}$	11	205	52	500		PE LG 3/160/50 K	169099	169100	183473		
200 x 50	135 x 110	105 x $\frac{75}{80}$	11	245	55	700		PE LG 4/200/50 K	169101	169102	183474		
230 x 50	135 x 110	105 x $\frac{75}{80}$	11	287	67	700		PE LLG 6/230/50 K	169257	169258	-		
Bockrollen		Fixed castors					Roulettes fixes						
100 x 40	100 x 85	$\frac{80}{76}$ x 60	9	140	-	360		PE BG 02/100/40 K	204224	-	-		
125 x 40	100 x 85	$\frac{80}{76}$ x 60	9	165	-	450		PE BBG 03/125/40 K	204225	-	-		
125 x 54	135 x 114	105 x $\frac{75}{80}$	11	170	-	560		PE BG 1/125/54 K	183475	-	-		
150 x 50	135 x 114	105 x $\frac{75}{80}$	11	200	-	450		PE BG 3/150/50 K	169108	-	-		
160 x 50	135 x 114	105 x $\frac{75}{80}$	11	205	-	500		PE BG 3/160/50 K	169109	-	-		
200 x 50	135 x 114	105 x $\frac{75}{80}$	11	245	-	700		PE BG 4/200/50 K	169110	-	-		
230 x 50	135 x 114	105 x $\frac{75}{80}$	11	287	-	700		PE BBG 6/230/50 K	169259	-	-		

WICKE-TOPTHANE®
Verstärkte Lenk- und
Bockrollen
Rad Type PE

WICKE-TOPTHANE®
Reinforced swivel and
fixed castors
wheel type PE

WICKE-TOPTHANE®
Roulettes pivotantes et fixes
étanches renforcées
roue type PE



Serie PE LV



Serie
PE LV-FSTF

Serie
PE LV-FSTR

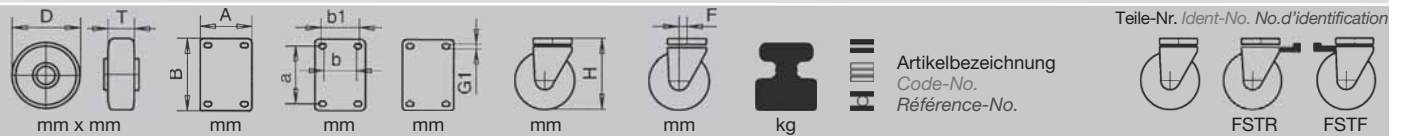


Serie PE BV

- Gabel aus Stahlblech, verzinkt
- Schwenklager mit zweifachem gehärtetem Kugelkranz und Abdichtung
- Radachse verschraubt
- Optionen:
- Fadenschutz ...-FA
- Richtungsfeststeller ...-RFST 1 x 360°

- Pressed steel zinc-plated forks, swivel
- Head with hardened double ball race and seal
- Wheel axle bolted
- Options:
- Thread guard ...-FA
- Directional lock ...-RFST 1 x 360°

- Chape étanche en tôle d'acier emboutie, zinguée
- Tête de pivotement avec double rangée de billes – trempée – et joint
- Axe de roue boulonné
- Options:
- Pare-fils ...-FA
- Frein directionnel... -RFST 1 x 360°



Lenkrollen			Swivel castors				Roulettes pivotantes						
D	T	A	B	b1	b	G1	F	H	kg	Artikelbezeichnung Code-No. Référence-No.	Teile-Nr. Ident-No. No.d'identification	FSTR	FSTF
82 x 30	105 x 85	80 x $\frac{55}{60}$	9	119	40	180		PE LV 01/82/30 K	120713	118447	-		
100 x 40	105 x 85	80 x $\frac{55}{60}$	9	127	40	280		PE LV 01/100/40 K	120347	104269	-		
125 x 40	135 x 110	105 x $\frac{75}{80}$	11	178	50	350		PE LV 1/125/40 K	120348	116019	183476		
125 x 50	135 x 110	105 x $\frac{75}{80}$	11	178	50	400		PE LV 1/125/50 K	161803	143864	183479		
150 x 50	135 x 110	105 x $\frac{75}{80}$	11	210	53	450		PE LV 3/150/50 K	120714	116020	183480		
160 x 50	135 x 110	105 x $\frac{75}{80}$	11	215	53	500		PE LV 3/160/50 K	120349	116021	183481		
180 x 50	135 x 110	105 x $\frac{75}{80}$	11	225	53	600		PE LV 3/180/50 K	161804	161805	183482		
200 x 50	135 x 110	105 x $\frac{75}{80}$	11	245	55	900		PE LV 4/200/50 K	120350	116022	183483		
Bockrollen			Fixed castors				Roulettes fixes						
82 x 30	100 x 87	$\frac{80}{76}$ x 60	9	119	-	180		PE BV 01/ 82/30 K	120716	-	-		
100 x 40	100 x 87	$\frac{80}{76}$ x 60	9	127	-	280		PE BV 01/100/40 K	120352	-	-		
125 x 40	135 x 114	105 x $\frac{75}{80}$	11	178	-	350		PE BV 1/125/40 K	120353	-	-		
125 x 50	135 x 114	105 x $\frac{75}{80}$	11	178	-	400		PE BV 1/125/50 K	161806	-	-		
150 x 50	135 x 114	105 x $\frac{75}{80}$	11	210	-	450		PE BV 3/150/50 K	120717	-	-		
160 x 50	135 x 114	150 x $\frac{75}{80}$	11	215	-	500		PE BV 3/160/50 K	120354	-	-		
180 x 50	135 x 114	105 x $\frac{75}{80}$	11	225	-	600		PE BV 3/180/50 K	161807	-	-		
200 x 50	135 x 114	105 x $\frac{75}{80}$	11	245	-	900		PE BV 4/200/50 K	120355	-	-		

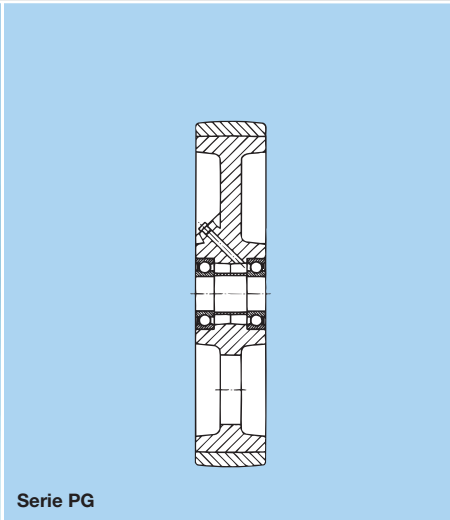
WICKE-TOPTHANE®
Schwerlast Räder
mit Polyurethan Bereifung
92 Shore A

WICKE-TOPTHANE®
Heavy duty wheels
with Polyurethane tyre
92 Shore A

WICKE-TOPTHANE®
Roues charges lourdes
à bandage Polyurethane
92 Shore A



Serie PG



Serie PG



Serie PS

- Geräuscharmer Lauf
- Robust und abriebfest sowie schnittfest gegen Metallspäne
- Beständig gegen viele aggressive Medien
- Serie PG = mit Gussfelge
Serie PS = mit Felge in Stahlschweißkonstruktion

- Quiet running performance
- Robust and resistant against abrasion and cuts from metal objects
- Resistant to many aggressive conditions
- Type PG = with cast iron centre
Type PS = with welded steel centre

- Roulement silencieux
- Robuste et résistante à l'abrasion et aux copeaux métalliques
- Résistante aux ambiances agressives
- Serie PG = avec jante en fonte
Serie PS = avec jante en acier mécano-soudé

D		T	d	T1	M	kg		Artikelbezeichnung Code-No. Référence-No.	Teile-Nr. Identity-No. No. d'identification
mm x mm	mm	mm	mm	mm	mm				
100 x 40	80	20	50	50	64	350	HH	PG 100/40/4 K	123375
100 x 50	80	20	60	60	64	450	HH	PG 100/50/4 K	129537
125 x 50	105	20	60	60	59	560	H	PG 125/50/4 K	107000
140 x 54	95	20	60	60	51	600	HH	PG 140/54/4 K	124900
140 x 60	115	20	68	68	67	750	HH	PG 140/60/4 K	115253
150 x 50	125	20	60	60	60	660	HH	PG 150/48/4 K	117057
150 x 60	125	20	60	60	68	800	HH	PG 150/60/4 K	107607
160 x 50	125	25	60	60	68	700	H	PG 160/50/5 K	110044
180 x 50	145	25	60	60	68	800	H	PG 180/50/5 K	123374
200 x 50	170	20	60	60	67	890	HHH	PG 200/50/4 K	107608
200 x 50	170	25	60	60	67	890	HHH	PG 200/50/5 K	107009
200 x 60	175	25	60	60	68	1100	HHH	PG 200/60/5 K	107003
200 x 75	175	25	75	75	86	1350	HHH	PG 200/75/5 K	107004
250 x 50	200	25	60	60	74	1050	HHHH	PG 250/50/5 K	107523
250 x 50	200	30	60	60	74	1100	HHHH	PG 250/50/6 K	107005
250 x 60	225	30	75	75	86	1350	HHHH	PG 250/60/6 K	107006
250 x 75	225	30	75	75	86	1650	HHHH	PG 250/75/6 K	107007
250 x 80	175	30	85	85	85	1800	HHHH	PG 250/80/6 K	138208
250 x 100	210	40	140	140	98	2100	HHHH	PG 250/100/8 K	155330
250 x 130	210	40	140	140	98	2700	HHHH	PG 250/130/8 K	155331
280 x 75	225	30	75	75	86	1750	H	PG 280/75/6 K	155332
300 x 60	275	30	85	85	84	1600	HHHH	PG 300/60/6 K	107008
300 x 75	275	30	85	85	84	2000	HHHH	PG 300/75/6 K	104790
300 x 100	225	35	120	120	100	2500	HHHH	PG 300/100/7 K	155333
300 x 100	225	40	120	120	100	2500	HHHH	PG 300/100/8 K	155334
360 x 60	310	40	75	75	87	1700	HH	PG 360/60/8 K	155336
360 x 75	310	40	90	90	88	2200	HH	PG 360/75/8 K	155337
400 x 65	310	40	75	75	87	2000	HH	PG 400/65/8 K	155338
400 x 100	310	40	120	120	107	3100	HH	PG 400/100/8 K	155339
500 x 85	422	50	90	90	114	3150	H	PS 500/85/10 K	100863

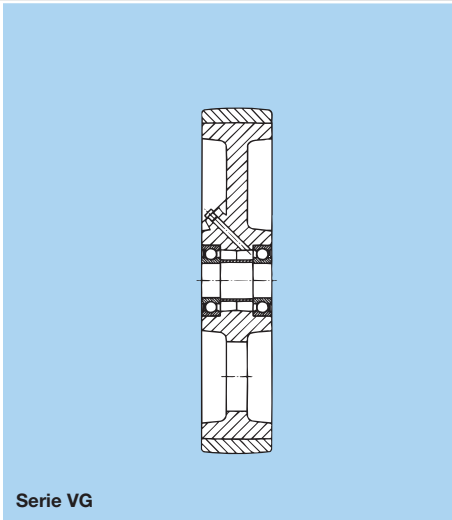
WICKE-TOPTHANE®
Schwerlast Räder
mit Vulkollan® Bereifung
92 Shore A

WICKE-TOPTHANE®
Heavy duty wheels
with Vulkollan® tyre
92 Shore A

WICKE-TOPTHANE®
Roues charges lourdes
à bandage Vulkollan®
92 Shore A



Serie VG



Serie VG







































Serie VS

- Geräuscharmer Lauf
- Robust und abriebfest sowie schnittfest gegen Metallspäne
- Beständig gegen viele aggressive Medien
- Serie VG = mit Gussfelge
Serie VS = mit Felge in Stahlschweißkonstruktion

- Quiet running performance
- Robust and resistant against abrasion and cuts from metal objects
- Resistant to many aggressive conditions
- Type VG = with cast iron centre
Type VS = with welded steel centre

- Roulement silencieux
- Robuste et résistante à l'abrasion et aux copeaux métalliques
- Résistante aux ambiances agressives
- Serie VG = avec jante en fonte
Serie VS = avec jante en acier mécano-soudé

 D	 T		 d	 T1					Artikelbezeichnung Code-No. Référence-No.	Teile-Nr. Identity-No. No. d'identification
mm x mm	mm	mm	mm	mm	mm	mm	mm	kg		
100 x 40	80	12	40	40	40	360		VG 100/40/1 K	146719	
125 x 50	105	20	60	60	59	560		VG 125/50/4 K	179338	
125 x 50	105	20	50	54	67	570		VG 125/50/6 K	145175	
125 x 54	95	25	60	62	59	600		VG 125/54/5 K	162568	
125 x 60	95	20	58	62	59	660		VG 125/60/4 K	103756	
140 x 50	105	20	50	53,8	67	610		VG 140/50/6 K	166933	
140 x 60	115	12	60	66	65	750		VG 140/60/6 K	153374	
150 x 48	125	20	60	60	67	650		VG 150/48/4 K	179617	
150 x 48	125	20	56	60	59	650		VG 150/48/4 K	143144	
150 x 48	125	25	60	60	67	650		VG 150/48/5 K	123873	
150 x 48	125	12	60	65	67	650		VG 150/48/6 K	147315	
150 x 54	125	20	60	60	59	730		VG 150/54/4 K	168710	
150 x 60	115	25	68	68	65	780		VG 150/60/5 K	145845	
150 x 76	115	25	76	58	67	950		VG 150/76/5 K	143407	
180 x 50	140	25	60	60	67	770		VG 180/50/5 K	140383	
180 x 65	145	25	75	75	67	1000		VG 180/65/5 K	107856	
200 x 50	170	25	60	60	67	890		VG 200/50/5 K	139837	
200 x 60	175	25	60	60	84	1100		VG 200/60/5 K	160084	
200 x 75	175	25	75	75	84	1350		VG 200/75/5 K	141040	
250 x 50	200	30	60	60	74	1050		VG 250/50/6 K	181521	
250 x 60	225	30	75	75	84	1350		VG 250/60/6 K	141849	
250 x 75	225	30	75	75	84	1650		VG 250/75/6 K	141851	
300 x 75	275	30	85	85	84	2000		VG 300/ 75/6 K	141853	
300 x 100	225	35	120	120	97	2300		VG 300/100/7 K	181522	
400 x 125	315	35	140	140	105	4000		VG 400/125/7 K	155340	
425 x 150	315	45	160	160	102	4900		VG 425/150/9 K	155341	
500 x 140	422	60	150	150	133	5200		VS 500/140/12 K	100864	

WICKE-TOPTHANE®
Verstärkte Lenk- und
Bockrollen
Rad Type PG

WICKE-TOPTHANE®
Reinforced swivel and
fixed castors
wheel type PG

WICKE-TOPTHANE®
Roulettes pivotantes et fixes
étanches renforcées
roue type PG



Serie PG LG



Serie
PE LG-FSTR

Serie
PE LG-FSTR



Serie PG BG

- Gabel aus Stahlblech, verzinkt
- Gehärtetes Schwenklager mit zweifachem Kugelkranz verschraubt
- Radachse verschraubt
- Option:
- Fadenschutz ...-FA

- Pressed steel fork, zinc-plated
- Hardened double ball race, bolted
- Wheel axle bolted
- Option:
- Thread guard ...-FA

- Chape en tôle d'acier emboutie, zinguée
- Double rangée de billes trempées, boulonnée
- Axe de roue boulonné
- Option:
- Pare-fils ...-FA



Lenkrollen		Swivel castors					Roulettes pivotantes				
100 x 40	100 x 85	80 x 60	9	140	45	350		PG LG 02/100/40 K	204206	-	204207
125 x 50	100 x 85	80 x 60	9	165	45	530		PG LLG 03/125/50 K	204208	-	204209
125 x 50	135 x 110	105 x $\frac{75}{80}$	11	170	52	560		PG LG 1/125/50 K	183484	183485	183486
150 x 50	135 x 110	105 x $\frac{75}{80}$	11	200	52	660		PG LG 3/150/50 K	169362	169363	183487
160 x 50	135 x 110	105 x $\frac{75}{80}$	11	205	52	700		PG LG 3/160/50 K	169364	169365	183488
200x 50	135 x 110	105 x $\frac{75}{80}$	11	245	55	700		PG LG 4/200/50 K	169366	169367	183489
250 x 50	135 x 110	105 x $\frac{75}{80}$	11	297	67	700		PG LLG 6/250/50 K	169368	169369	-
Bockrollen		Fixed castors					Roulettes fixes				
100 x 40	100 x 80	$\frac{80}{76}$ x 60	9	140	-	350		PG BG 02/100/40 K	204226	-	-
125 x 50	100 x 85	$\frac{80}{76}$ x 60	9	165	-	530		PG BBG 03/125/50 K	204227	-	-
125 x 50	135 x 114	105 x $\frac{75}{80}$	11	170	-	560		PG BG 1/125/50 K	183490	-	-
150 x 50	135 x 114	105 x $\frac{75}{80}$	11	200	-	660		PG BG 3/150/50 K	169371	-	-
160 x 50	135 x 114	105 x $\frac{75}{80}$	11	205	-	700		PG BG 3/160/50 K	169372	-	-
200 x 50	135 x 114	105 x $\frac{75}{80}$	11	245	-	700		PG BG 4/200/50 K	169373	-	-
250 x 50	135 x 114	105 x $\frac{75}{80}$	11	297	-	700		PG BBG 6/250/50 K	169374	-	-

WICKE-TOPTHANE®
Verstärkte Lenk- und
Bockrollen
Rad Type PG

WICKE-TOPTHANE®
Reinforced swivel and
fixed castors
wheel type PG

WICKE-TOPTHANE®
Roulettes pivotantes et fixes
étanches renforcées
roue type PG



Serie PG LV



Serie
PG LV-FSTF

Serie
PG LV-FSTR

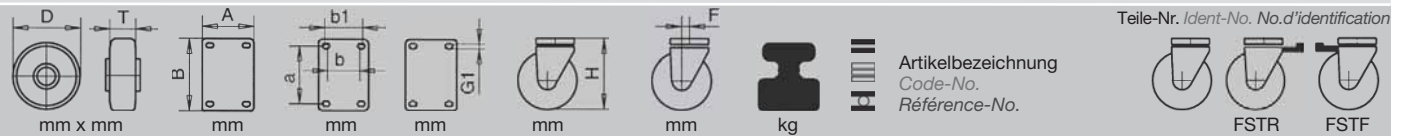


Serie PG BV

- Gabel aus Stahlblech, verzinkt
- Schwenklager ohne Zentralbolzen mit gehärtetem zweifachem Kugelkranz und Abdichtung
- Radachse verschraubt
- Optionen:
- Fadenschutz ...-FA
- Richtungsfeststeller ...-RFST 1 x 360°

- Pressed steel fork, zinc-plated
- Hardened and sealed double ball race without central king pin
- Wheel axle bolted
- Options:
- Thread guard ...-FA
- Directional lock ...-RFST 1 x 360°

- Chape étanche en tôle d'acier emboutie, zinguée
- Double rangée de billes, trempée parfaitement étanche
- Axe de roue boulonné
- Options:
- Pare-fils ...-FA
- Frein directionnel... -RFST 1 x 360°



Lenkrollen		Swivel castors					Roulettes pivotantes					
Bockrollen		Fixed castors					Roulettes fixes					
100 x 40	105 x 85	80 x $\frac{55}{80}$	9	128	40	350		PG LV 01/100/40 K	133712	161883	-	
125 x 50	135 x 110	105 x $\frac{75}{80}$	11	178	50	560		PG LV 1/125/50 K	161879	161884	183497	
150 x 50	135 x 110	105 x $\frac{75}{80}$	11	210	53	660		PG LV 3/150/50 K	107398	161885	183498	
160 x 50	135 x 110	105 x $\frac{75}{80}$	11	215	53	700		PG LV 3/160/50 K	161880	161886	183499	
180 x 50	135 x 110	105 x $\frac{75}{80}$	11	225	53	800		PG LV 3/180/50 K	161881	161887	183500	
200 x 50	135 x 110	105 x $\frac{75}{80}$	11	245	55	1000		PG LV 4/200/50 K	107399	138744	183501	
250 x 50	135 x 110	105 x $\frac{75}{80}$	11	297	67	1000		PG LV 64/250/50 K	161882	161888	-	
100 x 40	100 x 87	$\frac{80}{76}$ x 60	9	128	-	350		PG BV 01/100/40 K	161889	-	-	
125 x 50	135 x 114	105 x $\frac{75}{80}$	11	178	-	560		PG BV 1/125/50 K	161890	-	-	
150 x 50	135 x 114	105 x $\frac{75}{80}$	11	210	-	660		PG BV 3/150/50 K	107401	-	-	
160 x 50	135 x 114	105 x $\frac{75}{80}$	11	215	-	700		PG BV 3/160/50 K	161891	-	-	
180 x 50	135 x 114	105 x $\frac{75}{80}$	11	225	-	800		PG BV 3/180/50 K	161892	-	-	
200 x 50	135 x 114	105 x $\frac{75}{80}$	11	245	-	1000		PG BV 4/200/50 K	107402	-	-	
250 x 50	135 x 114	105 x $\frac{75}{80}$	11	297	-	1000		PG BV 64/250/50 K	147246	-	-	

WICKE-TOPTHANE®
Schwerlast Lenk- und
Bockrollen
Rad Type PG

WICKE-TOPTHANE®
Heavy duty swivel and
fixed castors
wheel type PG

WICKE-TOPTHANE®
Roulettes pivotantes et fixes
pour charges lourdes
roue type PG



Serie PG LR



Serie PG LR-FSTR



Serie PG BR

- Gabel Stahlschweißkonstruktion, gelb chromatiert
- Gabelkopf mit gedrehten Kugelbahnen, gehärteten
- Lagerschalen sowie Gegendrucklager u. Abdichtung
- Mit Schmiernippel
- Lagerbolzen verschraubt und gesichert
- Radachse verschraubt

- Fork in welded steel construction, yellow chrome, swivel head with turned ball race channel, hardened, king pin with additional thrust
- Bearing bolted and secured
- With grease nipple
- Bolted wheel axle

- Chape en acier mécano-soudé, tête de pivotement avec rangée de billes trempée et roulement de pression complémentaire, zinguage jaune-chromaté
- Roulement boulonné avec écrou de sécurité parfaitement étanche
- Avec joint et graisseur
- Axe de roue boulonné



Lenkrollen		Swivel castors					Roulettes pivotantes																																																														
100 x 40	125 x 50	150 x 50	150 x 60	200 x 50	200 x 60	250 x 50	250 x 60	250 x 75	300 x 75	PG LR 01/100/40 K	PG LR 1/125/50 K	PG LR 2/150/50 K	PG LR 2/150/60 K	PG LR 4/200/50 K	PG LR 4/200/60 K	PG LR 64/250/50 K	PG LR 6/250/60 K	PG LR 6/250/75 K	PG LR 7/300/75 K	Teil-Nr.	Ident-No.	No. d'identification																																															
100 x 40	125 x 50	150 x 50	150 x 60	200 x 50	200 x 60	250 x 50	250 x 60	250 x 75	300 x 75	PG LR 01/100/40 K	PG LR 1/125/50 K	PG LR 2/150/50 K	PG LR 2/150/60 K	PG LR 4/200/50 K	PG LR 4/200/60 K	PG LR 64/250/50 K	PG LR 6/250/60 K	PG LR 6/250/75 K	PG LR 7/300/75 K	119649	130200	130201	130202	130203	128193	130204	130205	130206	109076	119651	130208	130209	130210	130211	128194	130212	130213	130214	109077	119651	130208	130209	130210	130211	128194	130212	130213	130214	109077	119651	130208	130209	130210	130211	128194	130212	130213	130214	109077	119651	130208	130209	130210	130211	128194	130212	130213	130214	109077
100 x 40	125 x 50	150 x 50	150 x 60	200 x 50	200 x 60	250 x 50	250 x 60	250 x 75	300 x 75	PG BR 01/100/40 K	PG BR 1/125/50 K	PG BR 2/150/50 K	PG BR 2/150/60 K	PG BR 4/200/50 K	PG BR 4/200/60 K	PG BR 64/250/50 K	PG BR 6/250/60 K	PG BR 6/250/75 K	PG BR 7/300/75 K	119651	130208	130209	130210	130211	128194	130212	130213	130214	109077	119651	130208	130209	130210	130211	128194	130212	130213	130214	109077	119651	130208	130209	130210	130211	128194	130212	130213	130214	109077	119651	130208	130209	130210	130211	128194	130212	130213	130214	109077										

WICKE-TOPTHANE®
Schwerlast Lenk- und
Bockrollen
Rad Type PG

WICKE-TOPTHANE®
Heavy duty swivel and
fixed castors
wheel type PG

WICKE-TOPTHANE®
Roulettes pivotantes et fixes
pour charges lourdes
roue type PG



Serie PG LK






Serie PG BK




- Gabel in Stahlschweißkonstruktion, Gabelkopf mit Präzisionskugellager und Schutzkappe, gelb-chromatierte Ausführung
- Radachse verschraubt

- Welded steel fork, yellow chrome finish, swivel head with precision ball bearings and head-cover
- Bolted wheel axle

- Chape en acier mécano-soudé, zinguage jaune-chromaté, tête de pivotement avec roulement à billes de précision
- Axe de roue boulonné



Lenkrollen		Swivel castors					Roulettes pivotantes		
125 x 50	135 x 110	105 x $\frac{75}{80}$	11	170	33	560		PG LK 1/125/50 K	134747
150 x 50	135 x 110	105 x $\frac{75}{80}$	11	200	40	660		PG LK 2/150/50 K	142390
200 x 50	135 x 110	105 x $\frac{75}{80}$	11	245	50	1000		PG LK 4/200/50 K	142391

Bockrollen		Fixed castors					Roulettes fixes		
125 x 50	135 x 110	105 x $\frac{75}{80}$	11	170	–	560		PG BK 1/125/50 K	142393
150 x 50	135 x 110	105 x $\frac{75}{80}$	11	200	–	660		PG BK 2/150/50 K	142394
200 x 50	135 x 110	105 x $\frac{75}{80}$	11	245	–	1000		PG BK 4/200/50 K	142395

WICKE-TOPTHANE®
Schwerlast Lenk- und
Bockrollen
Rad Type PG

WICKE-TOPTHANE®
Heavy duty swivel and
fixed castors
wheel type PG

WICKE-TOPTHANE®
Roulettes pivotantes et fixes
charges lourdes
roue type PG



Serie PG LLAK



Serie PG LLAK-FSTR



Serie PG BBAK

- Gabelkopf gelagert über Kegelrollenlager und Axialkugellager, gelb chromatiert
- Lagerbolzen verschraubt und gesichert
- Radachse verschraubt
- Option:
• Richtungsfeststeller ...-RFST 4 x 90°

- Swivel head with tapered roller bearing and axial ball bearing, yellow chrome
- Bearing bolted and secured
- Bolted wheel axle
- Option:
• Directional lock ...-RFST 4 x 90°

- Tête de pivotement avec roulement de précision axial et roulement à rouleaux coniques, zinguage jaune-chromaté
- Roulement boulonné avec écrou de sécurité
- Axe de roue boulonné
- Option:
• Frein directionnel ...-RFST 4 x 90°



Lenkrollen		Swivel castors					Roulettes pivotantes		Teile-Nr. Ident-No. No.d'identification				
D	T	A	B	b1	a	b	G1	F	H	kg	Artikelbezeichnung Code-No. Référence-No.	Ident-No.	No.d'identification
100 x 50	135 x 110	105 x 75/80	11	148	42	450		PG LLAK 01/100/50 K	183518	183517			
125 x 50	135 x 110	105 x 75/80	11	170	50	560		PG LLAK 1/125/50 K	169375	169376			
150 x 50	135 x 110	105 x 75/80	11	200	57	660		PG LLAK 2/150/50 K	169377	169378			
160 x 50	135 x 110	105 x 75/80	11	205	57	700		PG LLAK 2/160/50 K	169379	169380			
200 x 50	135 x 110	105 x 75/80	11	245	65	1000		PG LLAK 4/200/50 K	169381	169382			
250 x 50	135 x 110	105 x 75/80	11	305	80	1100		PG LLAK 64/250/50 K	169383	169384			
Bockrollen		Fixed castors					Roulettes fixes						
100 x 50	135 x 110	105 x 75/80	11	148	-	450		PG BBAK 01/100/50 K	183516	-			
125 x 50	135 x 110	105 x 75/80	11	170	-	560		PG BBAK 1/125/50 K	169385	-			
150 x 50	135 x 110	105 x 75/80	11	200	-	660		PG BBAK 2/150/50 K	169386	-			
160 x 50	135 x 110	105 x 75/80	11	205	-	700		PG BBAK 2/160/50 K	169387	-			
200 x 50	135 x 110	105 x 75/80	11	245	-	1000		PG BBAK 4/200/50 K	169388	-			
250 x 50	135 x 110	105 x 75/80	11	305	-	1100		PG BBAK 64/250/50 K	169389	-			

WICKE-TOPTHANE®
Super Schwerlast Lenk- und Bockrollen
Rad Type PG und VG

WICKE-TOPTHANE®
Extra heavy duty swivel and fixed castors
wheel type PG and VG

WICKE-TOPTHANE®
Roulettes pivotantes et fixes
charges extra lourdes
roue type PG et VG



Serie PG LAK



Serie PG LAK-FSTR

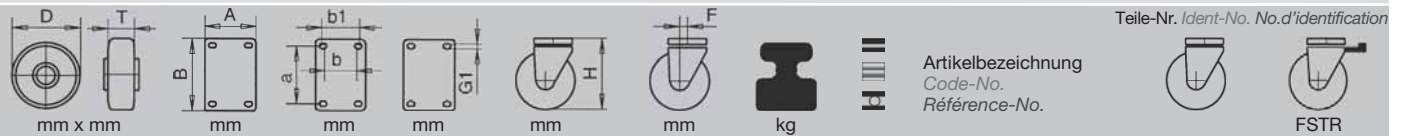


Serie PG BAK

- Gabelkopf gelagert über Kegelrollenlager und Axialkugellager, gelb chromatiert
- Lagerbolzen verschraubt und gesichert
- Radachse verschraubt
- Option:
• Richtungsfeststeller ...-RFST 4 x 90°

- Swivel head with tapered roller bearing and axial ball bearing, yellow chrome
- Bearing bolted and secured
- Wheel axle bolted
- Option:
• Directional lock ...-RFST 4 x 90°

- Tête de pivotement avec roulement de précision axial et roulement à rouleaux coniques, zinguage jaune-chromaté
- Roulement boulonné avec écrou de sécurité
- Axe de roue boulonné
- Option:
• Frein directionnel ...-RFST 4 x 90°



Lenkrollen		Swivel castors					Roulettes pivotantes					
D	T	A	B	b1	b	G1	F	H	kg	Artikelbezeichnung Code-No. Référence-No.	Teile-Nr. Ident-No.	No. d'identification
150 x 60	175 x 140	140 x 105	13	217	49	800		PG LAK 2/150/60 K	146337	146338		
200 x 75	175 x 140	140 x 105	13	264	60	1350		PG LAK 4/200/75 K	146339	146340		
250 x 75	175 x 140	140 x 105	13	314	71	1700		PG LAK 64/250/75 K	146341	146342		
300 x 75	175 x 140	140 x 105	13	365	83	2000		PG LAK 74/300/75 K	146343	146344		
400 x 125	270 x 250	$\frac{230 \times 210}{210 \times 160}$	17	510	114	4000		VG LAK 9/400/125 K	155454	-		
Bockrollen		Fixed castors					Roulettes fixes					
150 x 60	175 x 140	140 x 105	13	217	-	800		PG BAK 2/150/60 K	146345	-		
200 x 75	175 x 140	140 x 105	13	264	-	1350		PG BAK 4/200/75 K	146346	-		
250 x 75	175 x 140	140 x 105	13	314	-	1700		PG BAK 64/250/75 K	146347	-		
300 x 75	175 x 140	140 x 105	13	365	-	2000		PG BAK 74/300/75 K	146348	-		
400 x 125	270 x 250	$\frac{230 \times 210}{210 \times 160}$	17	510	-	4000		VG BAK 9/400/125 K	155455	-		

WICKE-TOPTHANE®
**Super Schwerlast Lenk-
 und Bockrollen**
Rad Type PG

WICKE-TOPTHANE®
**Extra heavy duty swivel
 and fixed castors**
wheel type PG

WICKE-TOPTHANE®
Roulettes pivotantes et fixes
charges extra lourdes
roue type PG



Serie PG LS

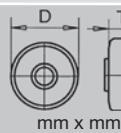
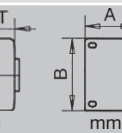
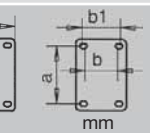

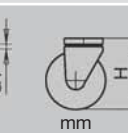
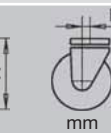




Serie PG BS

- Schwere Gabeln in Stahlschweißkonstruktion, verzinkt
- Gabelkopf gelagert über zwei Kegelrollenlager
- Mit Schmiernippel
- Radachse verschraubt
- Option:
- Richtungsfeststeller ...-RFST 4 x 90°

- Heavy fork in welded steel construction, zinc-plated
- Swivel head with two tapered roller bearings
- With grease nipple
- Bolted wheel axle
- Option:
- Directional lock ...-RFST 4 x 90°






- Chape lourde en acier mécano-soudé, zingué
- Tête de pivotement avec deux roulements à rouleaux coniques
- Avec graisseur
- Axe de roue boulonné
- Option:
- Frein directionnel ...-RFST 4 x 90°

								Artikelbezeichnung Code-No. Référence-No.	Teile-Nr. Identity-No. No. d'identification
--	--	--	--	--	--	--	---	---	---

Lenkrollen

Swivel castors






Roulettes pivotantes

200 x 75	178 x 153	127 x 102	17	305	72	1350		PG LS 4/200/75 K	132144
250 x 75	178 x 153	127 x 102	17	356	72	1700		PG LS 6/250/75 K	124578
250 x 75	178 x 153	127 x 102	17	368	72	1700		PG LS 6/250/75 K	132138
300 x 75	178 x 153	127 x 102	17	422	72	2000		PG LS 7/300/75 K	132131
300 x 100	178 x 153	127 x 102	17	422	72	2500		PG LS 7/300/100 K	132135

Bockrollen

Fixed castors

Roulettes fixes

200 x 75	178 x 153	127 x 102	17	305	–	1350		PG BS 4/200/75 K	132145
250 x 75	178 x 153	127 x 102	17	356	–	1700		PG BS 6/250/75 K	124574
250 x 75	178 x 153	127 x 102	17	368	–	1700		PG BS 6/250/75 K	132139
300 x 75	178 x 153	127 x 102	17	422	–	2000		PG BS 7/300/75 K	132130
300 x 100	178 x 153	127 x 102	17	422	–	2500		PG BS 7/300/100 K	132134

WICKE-TOPTHANE®
Schwerlast Zwillings-
Lenk- und Bockrollen,
Räder Type PG

WICKE-TOPTHANE®
Heavy duty twin wheel
Swivel and fixed castors,
wheels type PG

WICKE-TOPTHANE®
Roulettes pivotantes et fixes
jumelées,
roues type PG



Serie PG LAK

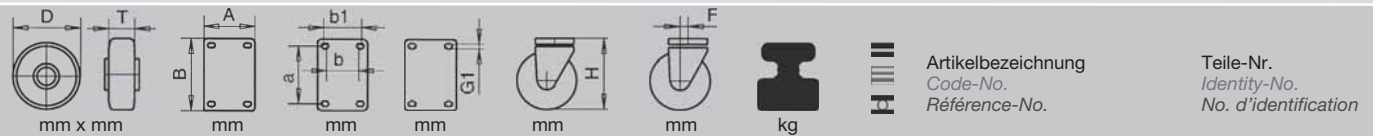


Serie PG BAK

- Gabelkopf gelagert über Kegelrollenlager und Axialrillenkugellager abschmierbar durch Schmiernippel, gelb chromatiert
- Radachse verschraubt
- Option:
• Richtungsfeststeller ...-RFST 4 x 90°

- Swivel head with tapered roller bearing and axial ball bearing equipped with grease nipple, yellow chrome
- Bolted wheel axle
- Option:
• Directional lock ...-RFST 4 x 90°

- Tête de pivotement avec roulement de précision axial et roulement à rouleaux coniques avec graisseur, zinguage jaune chromaté
- Axe de roue boulonné
- Option:
• Frein directionnel ...-RFST 4 x 90°



Lenkrollen		Swivel castors					Roulettes pivotantes				
D	T	A	B	b1	b	G1	F	H	kg	Artikelbezeichnung Code-No. Référence-No.	Teile-Nr. Identity-No. No. d'identification
100 x 2 x 50	200 x 160	170 x 130 160 x 120	13	175	33	900		PG LAK 01/2x100/50 K	146349		
125 x 2 x 50	200 x 160	170 x 130 160 x 120	13	200	37	1100		PG LAK 1/2x125/50 K	146350		
150 x 2 x 50	200 x 160	170 x 130 160 x 120	13	225	42	1300		PG LAK 2/2x150/50 K	146351		
200 x 2 x 50	200 x 160	170 x 130 160 x 120	13	270	50	2000		PG LAK 4/2x200/50 K	146352		
250 x 2 x 50	200 x 160	170 x 130 160 x 120	13	325	62	2200		PG LAK 64/2x250/50 K	146353		
250 x 2 x 75	270 x 250	230 x 210 210 x 160	17	365	82	3400		PG LAK 6/2x250/75 K	146354		
300 x 2 x 75	270 x 250	230 x 210 210 x 160	17	415	93	4000		PG LAK 7/2x300/75 K	146355		
360 x 2 x 75	270 x 250	230 x 210 210 x 160	17	470	105	4400		PG LAK 8/2x360/75 K	146356		
Bockrollen		Fixed castors					Roulettes fixes				
100 x 2 x 50	200 x 160	170 x 130 160 x 120	13	175	-	900		PG BAK 01/2x100/50 K	146357		
125 x 2 x 50	200 x 160	170 x 130 160 x 120	13	200	-	1100		PG BAK 1/2x125/50 K	146358		
150 x 2 x 50	200 x 160	170 x 130 160 x 120	13	225	-	1300		PG BAK 2/2x150/50 K	146359		
200 x 2 x 50	200 x 160	170 x 130 160 x 120	13	270	-	2000		PG BAK 4/2x200/50 K	146360		
250 x 2 x 50	200 x 160	170 x 130 160 x 120	13	325	-	2200		PG BAK 64/2x250/50 K	146361		
250 x 2 x 75	270 x 250	230 x 210 210 x 160	17	365	-	3400		PG BAK 6/2x250/75 K	146362		
300 x 2 x 75	270 x 250	230 x 210 210 x 160	17	415	-	4000		PG BAK 7/2x300/75 K	146363		
360 x 2 x 75	270 x 250	230 x 210 210 x 160	17	470	-	4400		PG BAK 8/2x360/75 K	146364		