

# Miniature Linear Guides

-Long Blocks / Light Preload-



Features: Long Block Type of industry standard specifications. Higher load ratings and allowable moments than standard blocks.

When ordering, select Part Number and Values from Selection Steps ①~③.

Ordering Example: Part Number(①Type-②H) - ③L  
**SSELB10 - 275**

Low Temperature Black Chrome Plating and various grease are also available. Refer to P344

## Industry Standard



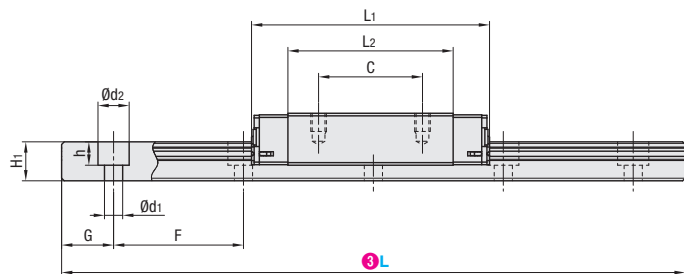
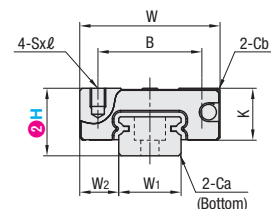
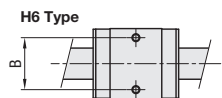
Material Hardness	Type			L Dimension	Blocks Quantity
	Light Preload		Slight Clearance		
	High Grade	Precision Grade	Standard Grade		
Stainless Steel (SUS440C Equivalent Materials) 56HRC~	SSELB	SSELBV	SSELBZ	Selectable	1
	SSEL2B	SSEL2BV	SSEL2BZ	Selectable	2
	SSELBL	SSELBLV	SSELBLZ	Configurable	1
	SSEL2BL	SSEL2BLV	SSEL2BLZ	Configurable	2
Carbon Steel (Alloy Steels including SCM) 58HRC~	SELB	SELBV	SELBZ	Selectable	1
	SEL2B	SEL2BV	SEL2BZ	Selectable	2
	SELBL	SELBLV	SELBLZ	Configurable	1
	SEL2BL	SEL2BLV	SEL2BLZ	Configurable	2

The frame-surrounded products (Stainless Steel, Light Preload, High Grade Type) are compliant with the industry standard specifications. The prices of Precision Grade Type / Standard Type are the same.

CAD 2D/3D RoHS

This type has the same mounting dimensions as the other company products.  
 Blocks and rails are not sold as separate items. This type has guaranteed radial clearances and accuracies as sets of blocks and rails.

Heat Resistant Temperature: -20 ~ 80°C  
 H6 is for stainless steel (High Grade) only.



For L Dimension Configurable Type, G dimensions differ from those shown in the table below. For details, refer to P.343.

H	L	Block Dimensions							Guide Rail Dimensions							
		W	L1	B	C	SxL	L2	K	Cb	W1	W2	H1	Ca	Counterbored Holes d1xd2xh	F	G
6	40-100 (70)	12	21	8	-	M2x1.5	13.3	4.5	0.3	5	3.5	4	0.3	2.4x3.5x1	15	5
8	40-130 (85)	17	32	12	13	M2x2.5	22	6.5	0.3	7	5	4.7	0.3	2.4x4.2x2.3	15	5
10	65-275 (95)	20	40	15	16	M3x3	29	7.8	0.3	9	5.5	5.5	0.3	3.5x6x3.5	20	7.5
13	70-470 (120)	27	45.8	20	20	M3x3.5	31.8	10	0.5	12	7.5	7.5	0.5	3.5x6x4.5	25	10
16	110-670 (150)	32	58.3	25	25	M3x4	43.3	12	0.5	15	8.5	9.5	0.5	3.5x6x4.5	40	15
20	160-700 (220)	40	67.7	30	30	M4x6	52.3	15	0.5	20	10	11	0.5	6x9.5x5.5	60	20

Dimensions in ( ) are for the shortest rail of 2-Block Type.

### Precautions for Use

- Blocks are equipped with retainers (wire) to prevent balls from falling off. For blocks, refer to P.339.
- Radial clearances and accuracies are not guaranteed if the blocks and rails are interchanged from the original set combinations.
- Straight grooves are provided on datum surface. Be sure to match the datum lines when using.
- Rails cannot be connected to be extended.
- Running parallelism is the value measured after the rail is mounted. (It is not the value measured before the rail is fastened with screws.)

### Accessories

- H6 comes with Number 0, Class 1 Phillips button head screws (M2x6).
- H8 comes with cap screws (M2x6).

### Others

- Filled with Lithium soap based grease (Multemp Grease PS2 by Kyodo Yushi Co., Ltd.).
- For installation and maintenance of Linear Guides, refer to P.341.

CAD Data Folder Name: 07\_Linear\_Guides

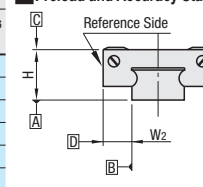
Part Number		L (Fixed Dimension)												L (Dimension Configurable)				
Type	H																	
Stainless Steel	6	(40)	(55)	70	85	100												
	8	(40)	(55)	(70)	85	100	115	130										
	10	(55)	(75)	95	115	135	155	175	195	215	235	255	275					
Carbon Steel	13	(70)	(95)	120	145	170	195	220	245	270	295	320	345	370	395	420	445	470
	16	(110)	150	190	230	270	310	350	390	430	470	510	550	590	630	670		
	20	(160)	220	280	340	400	460	520	580	640	700							
	1mm Increment For Part Numbers, refer to the left page.																	

H6 is for stainless steel (High Grade) only.  
 Dimensions in ( ) do not indicate those of 2-Block.

kgf=Nx0.101972

H	Basic Load Rating		Allowable Static Moment			Mass	
	C(Dynamic) kN	Co(Static) kN	MA N-m	Mb N-m	Mc N-m	Block kg	Guide Rails kg/m
6	0.6	1.0	1.8	1.8	2.3	0.005	0.13
8	1.6	2.4	7.5	7.5	9.0	0.016	0.19
10	2.2	3.7	12.3	12.3	13.0	0.03	0.31
13	3.5	5.3	24.5	26.4	32.3	0.06	0.61
16	5.8	8.7	57.8	62.6	67.6	0.10	1.02
20	7.2	13.5	80.7	80.7	138.2	0.18	1.65

### Preload and Accuracy Standards



Specifications	Light Preload, High Grade	Light Preload, Precision Grade	Slight Clearance, Standard Grade
Radial Clearance	-3~0		0~+15
Height H Tolerance	±20	±10	±20
Height H Pair Variation	15	7	40
Width W2 Tolerance	±25	±15	±25
Width W2 Pair Variation	20	10	40
Running Parallelism of surf.C against surf.A	Refer to P.339		
Running Parallelism of surf.D against surf.B	Refer to P.339		

Slight Clearance Type has clearance (gap) between rails and blocks. If precision / rigidity is required, select Light Preload Type.

Alterations Part Number(①Type-②H) - ③L - ④(MC / RLC / LLC / WC)  
**SSEL2BL16 - 450 - MC**  
 +2 Days Express service is not available.

Alterations	Code	Spec.																
Female Thread Hole	MC	Changes the rail mounting holes from counterbored holes to Female Thread holes. <table border="1"> <tr> <th>H</th> <th>MC</th> <th>H</th> <th>MC</th> </tr> <tr> <td>6</td> <td>M2.6</td> <td>13</td> <td>M4</td> </tr> <tr> <td>8</td> <td>M3</td> <td>16</td> <td>M5</td> </tr> <tr> <td>10</td> <td>M4</td> <td>20</td> <td>M6</td> </tr> </table>	H	MC	H	MC	6	M2.6	13	M4	8	M3	16	M5	10	M4	20	M6
H	MC	H	MC															
6	M2.6	13	M4															
8	M3	16	M5															
10	M4	20	M6															
Rail Ends Cut	Left End Cut LLC Right End Cut RLC	Cuts rail ends. <Ordering Code> LLC <table border="1"> <tr> <th>H</th> <th>L Cut</th> <th>N</th> </tr> <tr> <td>10</td> <td>2.5</td> <td>5</td> </tr> <tr> <td>13</td> <td>5</td> <td>5</td> </tr> <tr> <td>16</td> <td>10</td> <td>5</td> </tr> </table> Applicable to Selectable Type only. Overall length will be shorter by cutting. Not applicable to H6 and H8. Not applicable to H20 because it interferes with the Counterbore holes.	H	L Cut	N	10	2.5	5	13	5	5	16	10	5				
H	L Cut	N																
10	2.5	5																
13	5	5																
16	10	5																
Parallel Use of 2 Rails	WC	Pair variation of Height H between 2 rails is set within 15µm. Rails are shipped in pairs. Specify the actual rail (even) number to order, not "pairs". Applicable to High Grade Type only. Not applicable to low temperature black chrome plated products.																

Days to Ship **SSELB10 / SELB10, 13, 16 / SELBZ16**  
 Stock

Stock lineup may vary by country.  
 Same day shipping available upon request. Order by THA: 16:00, SGP: 12:00, MYS: 15:00 P.75

Standard Type (Except SELB / SSELB / SELBZ)

4 Days Express A

6 Days Express B

7 Days Express B

Order Quantity	Standard Service	Non-Standard Service
	Regular Quantity	Large Quantity
Quantity	1~30	31~
Days to ship	Standard	To be quoted